

2023-2025 Brian Abbott Fish Barrier Removal Board - approved ranked project list (8/16/2022).

Rank	PRISM#	Site ID	Project Name	Project Type	Leg Dist	Grant Request	Running total Grant Request	Sponsor	County	Ownership	Priority Watershed	Additional Site IDs
1	21-1445	127H0049	Damon Creek at Kirkpatrick Road Fish Passage Const	Restoration	24	\$ 740,500	\$ 740,500	Chehalis Basin FTF	Grays Harbor	County		
2	21-1415	310516	Sexton Creek Fish Passage Restoration	Restoration	44	\$ 1,038,190	\$ 1,778,690	Snohomish Co Surface Water	Snohomish	County	Puget Sound – Pilchuck River	
3	21-1443	80001261	Johnson Crk Triple Restoration, Hoko-Ozette '22	Restoration	24	\$ 3,951,896	\$ 5,730,586	North Olympic Salmon Coalition	Clallam	County	Puget Sound – Pysht River	
4	21-1523	983061	West Fork Grays Fish Passage Project	Restoration	19	\$ 295,389	\$ 6,025,975	Cowlitz Indian Tribe	Pacific	State		
5	21-1562	25.0253 0.00	Clear Creek Reconnection	Restoration	19	\$ 1,664,219	\$ 7,690,194	CREST	Wahkiakum	County		
6	21-1500	106c0057	Garlock Road Delameter Creek Fish Passage Project	Restoration	19	\$ 1,657,500	\$ 9,347,694	Cowlitz County of	Cowlitz	County	Lower Columbia – Lower Cowlitz	
7	21-1422	932931	Harper Estuary Barrier Correction	Restoration	26	\$ 4,964,111	\$ 14,311,805	Kitsap County of	Kitsap	County		
8	21-1420	602273	Squalicum Cr at Baker Cr Fish Passage Improvement	Restoration	42	\$ 4,132,623	\$ 18,444,428	Bellingham City of	Whatcom	City		
9	21-1398	125 1301E18A	MF Newaukum Trib- Kruger Fish Passage Const- FBRB	Restoration	20	\$ 1,067,870	\$ 19,512,298	Lewis County Public Works	Lewis	County	Washington Coastal – Newaukum River	
10	21-1541	603691	Mission Creek Subbasin Fish Barrier Removal Design	Planning	12	\$ 188,087	\$ 19,700,385	Chelan Co Natural Resource	Chelan	Private	Upper Columbia – Wenatchee	603688, 603685, 603681, 603677, 603672, 603671
11	21-1392	125 1609W04B	Newskah Trib at Newskah Road 2 Fish Passage Const.	Restoration	19	\$ 562,902	\$ 20,263,287	Chehalis Basin FTF	Grays Harbor	County		
12	21-1437	101SC-07	Langlois Creek Culvert Replacements (SVT & PSE)	Restoration	12	\$ 1,219,166	\$ 21,482,453	Snoq Vly Watershed Dist	King	Multiple (1county, 1private)		933063
13	21-1461	603181	Beaver Creek Barriers 603181 and 603183	Restoration	12	\$ 78,406	\$ 21,560,859	Chelan Co Natural Resource	Chelan	Private	Upper Columbia – Wenatchee	603183
14	21-1517	930891	Griggs Creek Private Fish Passage Project	Restoration	35	\$ 261,000	\$ 21,821,859	South Puget Sound SEG	Thurston	Private	Puget Sound – Goldsborough Creek	
15	21-1424	343002	Thompson Creek at Thompson Creek Rd. Fish Passage	Restoration	20	\$ 500,000	\$ 22,321,859	Thurston County Public Works	Thurston	County		
16	21-1431	602306	Mill Creek Passage - Roosevelt Street	Restoration	16	\$ 1,774,885	\$ 24,096,744	Tri-State Steelheaders Inc	Walla Walla	Unknown	Snake River – Snake River Tribs	
17	21-1458	03.0181 0.55	Fisher Creek Restoration at Cedardale and Starbird	Restoration	39	\$ 3,980,984	\$ 28,077,728	Skagit County Public Works	Skagit	County		03.0181 2.45
18	21-1516	1350387	Jones Creek Fish Barrier Removal	Restoration	17	\$ 669,484	\$ 28,747,212	Cowlitz Indian Tribe	Clark	County		
19	21-1543	602331	Naneum Creek at SM 3.75	Restoration	13	\$ 205,300	\$ 28,952,512	Kittitas Co Conservation Dist	Kittitas	County	Middle Columbia – Wilson/Cherry	
20	21-1432	602295	Mill Creek Passage - 5th Avenue Bridge	Restoration	16	\$ 2,186,954	\$ 31,139,466	Tri-State Steelheaders Inc	Walla Walla	Unknown	Snake River – Snake River Tribs	
21	21-1491	XID5170	Williams Creek Fish Passage Design	Planning	44	\$ 462,400	\$ 31,601,866	Snohomish Co Surface Water	Snohomish	Multiple (2county, 3private)	Puget Sound – Pilchuck River	609424, 609425, 601799, 310429
22	21-1427	920017	George Davis Creek Fish Passage Construction	Restoration	45	\$ 1,300,000	\$ 32,901,866	Sammamish City of	King	Multiple (2city, 1private)		920111, 920112
23	21-1470	997391	Wisem Creek Barrier Corrections x3 Project, Ph 2	Restoration	24	\$ 544,400	\$ 33,446,266	Trout Unlimited - WA Coast	Clallam	County		997392, 997390
24	21-1409	160756	Naylor Cr. Culvert Replacement Construction	Restoration	24	\$ 1,591,320	\$ 35,037,586	Jefferson Co Public Works	Jefferson	County		
25	21-1545	603177	Stonewater Ranch Passage Improvement Project	Restoration	12	\$ 209,750	\$ 35,247,336	Trout Unlimited-WA Water Proj	Chelan	Private	Upper Columbia – Wenatchee	040013
26	21-1400	021(46005)(04386)	Lucas Crk Trib at MP 4.39- Fish Passage Const-FBRB	Restoration	20	\$ 1,045,798	\$ 36,293,134	Lewis County Public Works	Lewis	County	Washington Coastal – Newaukum River	
27	21-1418	01.0622 0.70	Padden Cr at 14th St Fish Passage Improvement	Restoration	40	\$ 1,335,973	\$ 37,629,107	Bellingham City of	Whatcom	City		
28	21-1404	994370	Padden Cr at 30th St Fish Passage Improvement	Restoration	40	\$ 4,103,719	\$ 41,732,826	Bellingham City of	Whatcom	City		
29	21-1396	021(40077)(00103)	Berwick Creek at Logan Fish Passage Const - FBRB	Restoration	20	\$ 1,244,662	\$ 42,977,488	Lewis County Public Works	Lewis	County		
30	21-1412	603922	Eagle Creek Four Barrier Corrections	Restoration	12	\$ 1,211,865	\$ 44,189,353	Chelan Co Natural Resource	Chelan	Private	Upper Columbia – Wenatchee	600306, 603923, 603924
31	21-1513	921475	Taylor Creek Fish Passage Improvements	Restoration	37	\$ 1,000,000	\$ 45,189,353	Seattle Public Utilities	King	City		
32	21-1475	20800029	Anton & Cedar Creek Fish Passage Restoration	Restoration	24	\$ 901,000	\$ 46,090,353	Wild Salmon Center	Clallam	County		20800030
33	21-1419	01.0622 0.50	Padden Cr at 12th St Fish Passage Improvement	Restoration	40	\$ 1,615,867	\$ 47,706,220	Bellingham City of	Whatcom	City		
34	21-1399	021(46005)(04239)	Lucas Crk Trib at MP 4.24- Fish Passage Const-FBRB	Restoration	20	\$ 1,140,358	\$ 48,846,578	Lewis County Public Works	Lewis	County	Washington Coastal – Newaukum River	
35	21-1487	80001279	Hoko Ozette Rd MP 6.38 80001279 Culvert Replacemen	Planning	24	\$ 249,235	\$ 49,095,813	North Olympic Salmon Coalition	Clallam	County	Puget Sound – Pysht River	
36	21-1508	602754	North Fork Goble Creek Fish Passage Design	Planning	20	\$ 382,500	\$ 49,478,313	Cowlitz County of	Cowlitz	County	Lower Columbia – Lower Cowlitz	
37	21-1389	CR100	Carpenter and English Cr Fish Passage Barrier Impr	Restoration	39	\$ 353,351	\$ 49,831,664	Skagit Fish Enhancement Group	Skagit	Private		CR140
38	21-1536	370168	Black Slough Comprehensive Barrier Removals Design	Planning	42	\$ 207,000	\$ 50,038,664	Whatcom County FCZD	Whatcom	County		370169, 370289, 370170, 370290
39	21-1544	920054	Laughing Jacobs Creek Barrier Removal	Planning	41	\$ 755,860	\$ 50,794,524	Trout Unlimited Inc.	King	Multiple (1state, 2city)		940253, 920058, 920054
40	21-1551	602769	Peoples Creek Fish Passage	Restoration	12	\$ 379,950	\$ 51,174,474	Tulalip Tribes	Snohomish	Private		602770
41	21-1547	80001331	Hoko Ozette Rd MP 2.9 80001331 Culvert Replacement	Planning	24	\$ 264,450	\$ 51,438,924	North Olympic Salmon Coalition	Clallam	County	Puget Sound – Pysht River	
42	21-1520	115 TC086	Beatty Crk at Chelsie Ln Fish Barrier Replacement	Restoration	35	\$ 490,000	\$ 51,928,924	South Puget Sound SEG	Thurston	Private		
43	21-1433	602298	Mill Creek Passage Design - Colville to 3rd	Planning	16	\$ 195,760	\$ 52,124,684	Tri-State Steelheaders Inc	Walla Walla	Unknown	Snake River – Snake River Tribs	
44	21-1473	CR26	Carpenter Creek at Cascade Ridge Design	Planning	39	\$ 250,125	\$ 52,374,809	Skagit County Public Works	Skagit	County		CR188

Rank	PRISM#	Site ID	Project Name	Project Type	Leg Dist	Grant Request	Running total Grant Request	Sponsor	County	Ownership	Priority Watershed	Additional Site IDs
45	21-1463	19.0174 0.10	Wright's Creek Culvert and Hatchery Intake Replace	Planning	24	\$ 316,073	\$ 52,690,882	North Olympic Salmon Coalition	Clallam	Multiple (1Tribal, 1county)	Puget Sound – Pysht River	80001275
46	21-1552	880003	SE 432nd Street Culvert	Restoration	31	\$ 950,000	\$ 53,640,882	King County of	King	Multiple (1county, 1private)		880004
47	21-1438	601620	Eagle Creek Barrier Design & Replacement 601620	Restoration	12	\$ 354,199	\$ 53,995,081	Chelan Co Natural Resource	Chelan	Private	Upper Columbia – Wenatchee	
48	21-1464	132121870A	Elliott Rd Barriers Design	Planning	44	\$ 97,000	\$ 54,092,081	Tulalip Tribes	Snohomish	Private		602724
49	21-1532	601799	Williams Creek #1	Restoration	44	\$ 283,000	\$ 54,375,081	Tulalip Tribes	Snohomish	Private	Puget Sound – Pilchuck River	
50	21-1501	992658	Ennis Creek Fish Passage Design	Planning	24	\$ 255,000	\$ 54,630,081	Port Angeles City of	Clallam	City		931825
51	21-1519	132111613	Pilchuck Tributary Watt Crossing	Restoration	39	\$ 257,000	\$ 54,887,081	Tulalip Tribes	Snohomish	Private	Puget Sound – Pilchuck River	
52	21-1488	127E0416	W. Beeville Loop Road Fish Passage Planning	Planning	35	\$ 126,050	\$ 55,013,131	Trout Unlimited Inc.	Mason	County		
53	21-1391	CR28	CR 28 East Hickox Road at Carpenter Cr.	Planning	40	\$ 192,500	\$ 55,205,631	Skagit Fish Enhancement Group	Skagit	City		
54	21-1417	992167	Secret Creek Fish Passage Design	Planning	10	\$ 501,900	\$ 55,707,531	Snohomish Co Surface Water	Snohomish	County		992169
55	21-1435	983023	Barrel Springs and Dry Creek Restoration	Restoration	40	\$ 1,095,803	\$ 56,803,334	Skagit County Public Works	Skagit	Private		
56	21-1459	601456	Berwick Crk at Bishop Fish Passage Constr - FBRB	Restoration	20	\$ 1,306,213	\$ 58,109,547	Chehalis Port of	Lewis	County		
57	21-1484	604104	Coal Creek Fish Passage Restoration	Restoration	20	\$ 260,800	\$ 58,370,347	Trout Unlimited - WA Coast	Lewis	Private		
58	21-1489	127E0411	W. Beeville Road Fish Passage Planning	Planning	35	\$ 126,050	\$ 58,496,397	Trout Unlimited Inc.	Mason	County		
59	21-1472	102 N196	North Creek Fish Barrier Correction Project at McC	Restoration	21	\$ 284,000	\$ 58,780,397	Adopt A Stream Foundation	Snohomish	County		
60	21-1413	160253	Center Road MP 3.23 Fish Barrier Removal	Planning	24	\$ 250,750	\$ 59,031,147	Jefferson Co Public Works	Jefferson	County		
61	21-1423	13.0133 0.50	Green Cove at Country Club Rd. Fish Passage Design	Planning	22	\$ 297,500	\$ 59,328,647	Thurston County Public Works	Thurston	County		
62	21-1474	Col04.97	Coleman Creek at SM 4.7	Restoration	13	\$ 733,899	\$ 60,062,546	Kittitas Co Conservation Dist	Kittitas	Private	Middle Columbia – Wilson/Cherry	Col05.22
63	21-1397	021(14001)(01340)	Scammon Creek at Graf Fish Passage Const - FBRB	Restoration	19	\$ 908,360	\$ 60,970,906	Lewis County Public Works	Lewis	County		
64	21-1395	601812	Berwick Creek at Labree Fish Passage Const - FBRB	Restoration	19	\$ 1,102,379	\$ 62,073,285	Lewis County Public Works	Lewis	County		
65	21-1521	998111	Forrester Barrier Culvert Removal	Restoration	35	\$ 230,210	\$ 62,303,495	Kitsap Conservation District	Kitsap	Private		
66	21-1548	160549	East Tarboo Creek Fish Passage	Planning	24	\$ 246,500	\$ 62,549,995	Northwest Watershed Institute	Jefferson	County		160550
67	21-1506	106c0008	Erick Creek Fish Passage Project	Restoration	19	\$ 1,747,600	\$ 64,297,595	Cowlitz County of	Cowlitz	County		
68	21-1528	14.0026 0.10	Lynch Road MP 2.27-Lynch Creek Barrier Planning	Planning	35	\$ 154,228	\$ 64,451,823	Mason County of	Mason	County	Puget Sound – Goldsborough Creek	
69	21-1514	3410304	Percival Creek Fish Barrier Removal	Restoration	22	\$ 1,459,450	\$ 65,911,273	Tumwater City of	Thurston	City		
70	21-1511	040072	Derby Creek BNSF Crossing	Restoration	12	\$ 1,813,050	\$ 67,724,323	Chelan Co Natural Resource	Chelan	Private	Upper Columbia – Wenatchee	
71	21-1546	609424	Williams Creek #2	Restoration	44	\$ 414,000	\$ 68,138,323	Tulalip Tribes	Snohomish	Private	Puget Sound – Pilchuck River	609425
72	21-1542	881002	Barnabee Farms Springbrook Creek Restoration	Restoration	23	\$ 200,000	\$ 68,338,323	Bainbridge Island Land Trust	Kitsap	Private		
73	21-1455	602722	Seidel Creek Multiple Fish Barrier Correction Desi	Planning	45	\$ 190,000	\$ 68,528,323	Adopt A Stream Foundation	King	Private		
74	21-1530	609418	Whiskey Creek Barriers, Ellensburg	Restoration	13	\$ 500,000	\$ 69,028,323	Mid-Columbia RFEG	Kittitas	Private	Middle Columbia – Wilson/Cherry	609419, 609420
75	21-1390	NC213	NC 213 Norway Park Creek at Pavilion Dr	Restoration	39	\$ 379,500	\$ 69,407,823	Skagit Fish Enhancement Group	Skagit	Private		
76	21-1498	1320082	Ruby Creek Culvert at Sidney Rd Port Orchard	Restoration	26	\$ 1,852,842	\$ 71,260,665	Port Orchard City of	Kitsap	City		
77	21-1393	27.0218 0.30	Mill Creek Barrier Improvements NE 259th St-61 Av	Planning	18	\$ 371,450	\$ 71,632,115	Clark County Public Works	Clark	County		
78	21-1531	920751	South Fork Dogfish Creek Culvert Replacement	Restoration	23	\$ 554,805	\$ 72,186,920	Poulsbo City of	Kitsap	City		
79	21-1555	993475	Upper Catherine Creek Barrier Correction Design	Planning	39	\$ 49,000	\$ 72,235,920	Adopt A Stream Foundation	Snohomish	Private	Puget Sound – Pilchuck River	
80	21-1486	1080139	Clearwater Creek Bridge Design	Planning	19	\$ 200,000	\$ 72,435,920	Sea Resources	Pacific	County		
81	21-1529	15.0340 0.20	Fletcher Bay Rd Fish Passage Restoration	Planning	23	\$ 146,000	\$ 72,581,920	Mid-Puget Sound Fish Enh Grp	Kitsap	City		
82	21-1549	105 K053021a	North Cr Culvert Replacement at Harborview Dr	Planning	26	\$ 350,000	\$ 72,931,920	Gig Harbor Public Works	Pierce	City		
83	21-1538	606544	Crystal Creek	Planning	13	\$ 195,000	\$ 73,126,920	Trout Unlimited Inc.	Kittitas	Multiple (3county, 2city, 1private)		606578, 606545, 606546, 606576, 606577
84	21-1522	105 K011119a	Schoolhouse at 108th	Restoration	28	\$ 977,500	\$ 74,104,420	Pierce County of	Pierce	County		
85	21-1468	608267	Cutler Barrier Removal	Restoration	12	\$ 144,907	\$ 74,249,327	Cascadia Conservation District	Chelan	Private	Upper Columbia – Wenatchee	
86	21-1426	105 R120623a	20th Street Culvert Replacement Design	Planning	27	\$ 221,000	\$ 74,470,327	Fife City of	Pierce	City		
87	21-1557	998132	Newberry Hill Culvert Replacement Site ID 998132	Restoration	35	\$ 1,995,971	\$ 76,466,298	Kitsap County Public Works	Kitsap	County		
88	21-1526	14.0029D 0.13	Mill Creek Trib. Shadow Valley Fish Passage	Restoration	35	\$ 403,000	\$ 76,869,298	South Puget Sound SEG	Mason	Private	Puget Sound – Goldsborough Creek	
89	21-1480	040067	Derby Creek Barrier Correction	Restoration	12	\$ 213,418	\$ 77,082,716	Cascade Col Fish Enhance Group	Chelan	Private	Upper Columbia – Wenatchee	
90	21-1439	125 1301E17B	Hammer and Guenther Fish Barrier Removal	Restoration	20	\$ 292,528	\$ 77,375,244	Lewis Conservation District	Lewis	Private	Washington Coastal – Newaukum River	125 1301E17A
91	21-1504	931933	Panther Creek Barrier Removal - Talbot Road	Planning	11	\$ 412,500	\$ 77,787,744	Renton City of	King	City		
92	21-1540	1350331	Ridgefield - Gee Creek Culvert Replacement	Restoration	20	\$ 1,423,000	\$ 79,210,744	Ridgefield City of	Clark	City		
93	21-1497	881052	Cooper Creek Culvert Restoration	Restoration	23	\$ 719,845	\$ 79,930,589	Bainbridge Island City of	Kitsap	City		
94	21-1496	920409	Annapolis Creek Culvert Removal at Bay St	Planning	26	\$ 425,000	\$ 80,355,589	Port Orchard City of	Kitsap	City		

Rank	PRISM#	Site ID	Project Name	Project Type	Leg Dist	Grant Request	Running total Grant Request	Sponsor	County	Ownership	Priority Watershed	Additional Site IDs
95	21-1479	040069	Derby Creek Barrier Design	Planning	12	\$ 185,000	\$ 80,540,589	Cascade Col Fish Enhance Group	Chelan	Private	Upper Columbia – Wenatchee	040065, 132151082, 040068, 040073, 132142288C
96	21-1502	938435	Gilliam Creek Fish Passage Prelim Dsgn	Planning	11	\$ 300,000	\$ 80,840,589	Tukwila City of	King	City		
97	21-1481	700302	Little Chumstick Fish Barriers Design	Planning	12	\$ 188,000	\$ 81,028,589	Cascade Col Fish Enhance Group	Chelan	Private	Upper Columbia – Wenatchee	700314, 603561, 603562, 603564, 604740, 603565, 604741, 604742
98	21-1537	700197	Fauntleroy Creek Culvert Replacement at 45th	Planning	34	\$ 700,000	\$ 81,728,589	Seattle Public Utilities	King	City		
99	21-1553	040071	Derby Canyon Orchards	Restoration	12	\$ 374,000	\$ 82,102,589	Chelan Co Natural Resource	Chelan	Private	Upper Columbia – Wenatchee	
100	21-1554	603057	Camas Creek Crossing Design Project	Planning	12	\$ 100,500	\$ 82,203,089	Chelan Co Natural Resource	Chelan	County		
101	21-1558	922130	kenmore 192 trib culvert	Restoration	1	\$ 1,094,306	\$ 83,297,395	Kenmore City of	King	City		
102	21-1394	983173	SE 256th St Culvert Replacement CIP 1145	Restoration	47	\$ 2,395,920	\$ 85,693,315	Covington City of	King	Multiple (1city, 1private)		983161

FBRB Draft Proposed Project Funding List 2023-2025

Christy Rains
Fish Passage Scoping Section Manager
Habitat Program



Acknowledgements

Tom Jameson – FBRB Chair

RCO

- Alice Rubin
- Dave Caudill
- Josh Lambert

WDFW Inventory & Assessment

- Kaylee Kautz, Crew Supervisor
- Crews – up to 5 crews (10 techs) for ~7 months

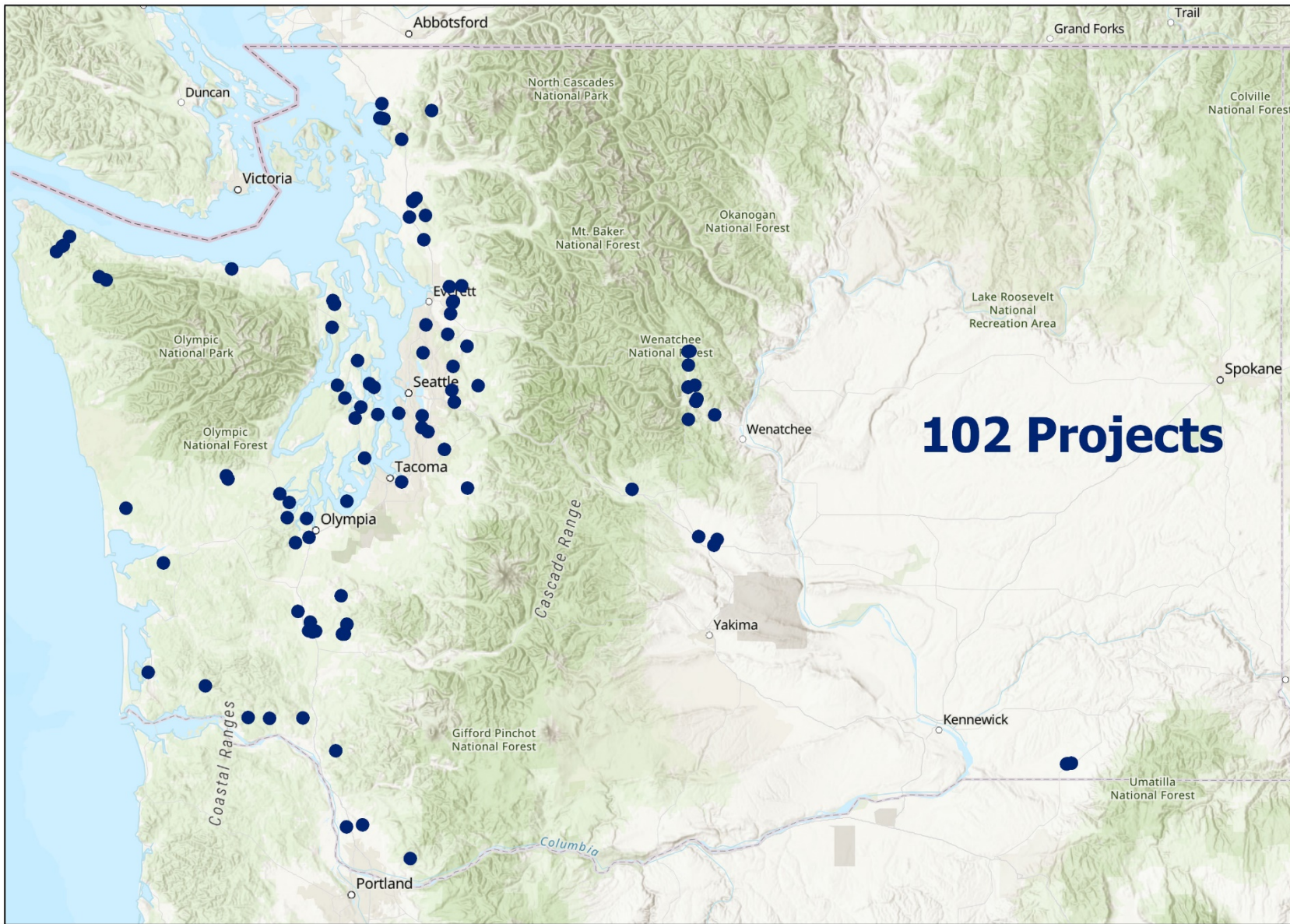
WDFW IT & Database Manager

- Rachel Bouchillon

WDFW Scoping TRT

- Dave Collins
- Gina Piazza
- Julie Grobelny
- Casey Costello
- Amber Martens
- Adam Fleming
- Matt Curtis





2023-2025 FBRB Projects



Overall Summary

102 Proposed Projects

- 35 Planning Projects
- 67 Restoration Projects
- ~163 barriers

Costs – No Cutoff

- Project Total : \$85,693,315
- Admin (8.9%): \$8,371,795
- Total Request: \$94,065,110

Project Ownership

- 20 City-Owned
- 40 County-Owned
- 30 Privately Owned
- 8 multiple ownership
- 3 unknown ownership
(all Mill Cr, Walla Walla, 2 county, city)

FBRB Priority Watersheds

- 36 Projects



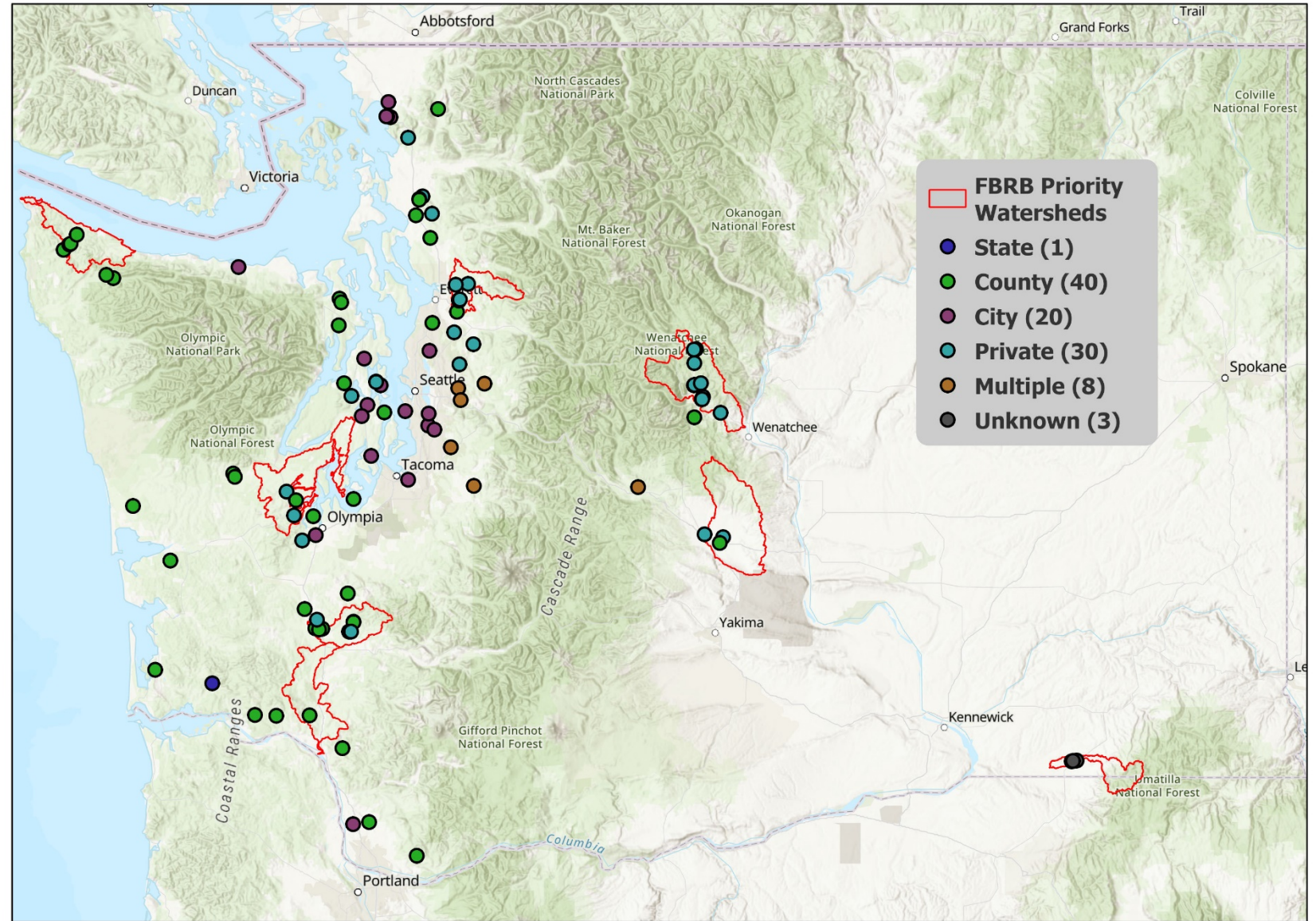
Previous Rounds Comparison

<u>2017-19</u>	<u>2019-21</u>	<u>2021-23</u>	<u>2023-25</u>
19 Project apps	56 Project apps	88 Project apps	102 Project apps
~\$18.9M	~\$24.7M	~\$26.8M	TBD
13 projects funded	52 projects funded	21 projects funded	TBD



Overview

- 102 Proposed Projects
 - 35 Planning
 - 67 Restoration
 - ~163 barriers
- Priority Watershed
 - 36 Projects
- Ownership count
 - See legend
 - Multiple=multi sites, varying ownership



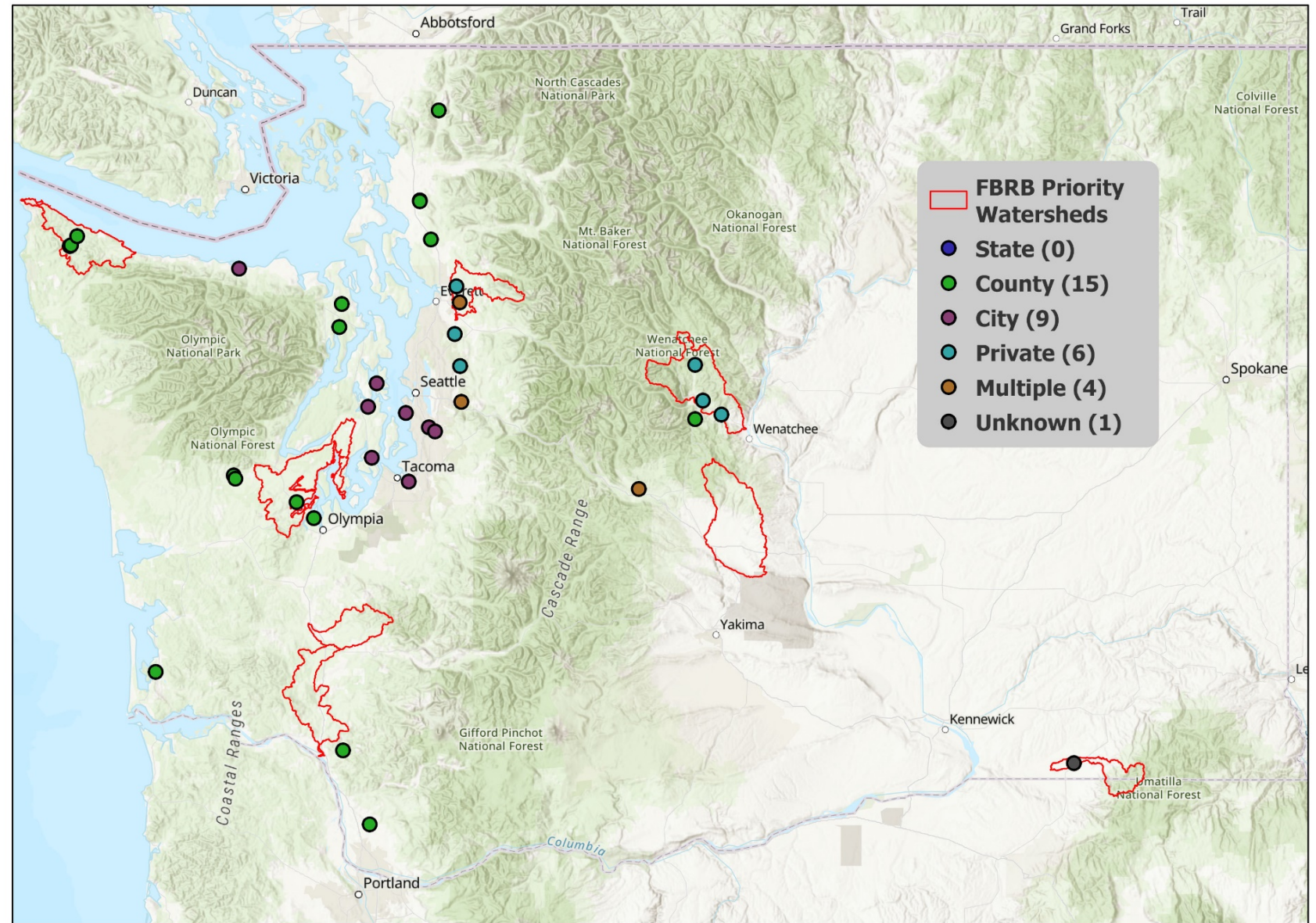
2023-2025 FBRB Projects by Owner Type



Planning Projects

35 Proposed Projects

Grant Request: ~\$9.5M



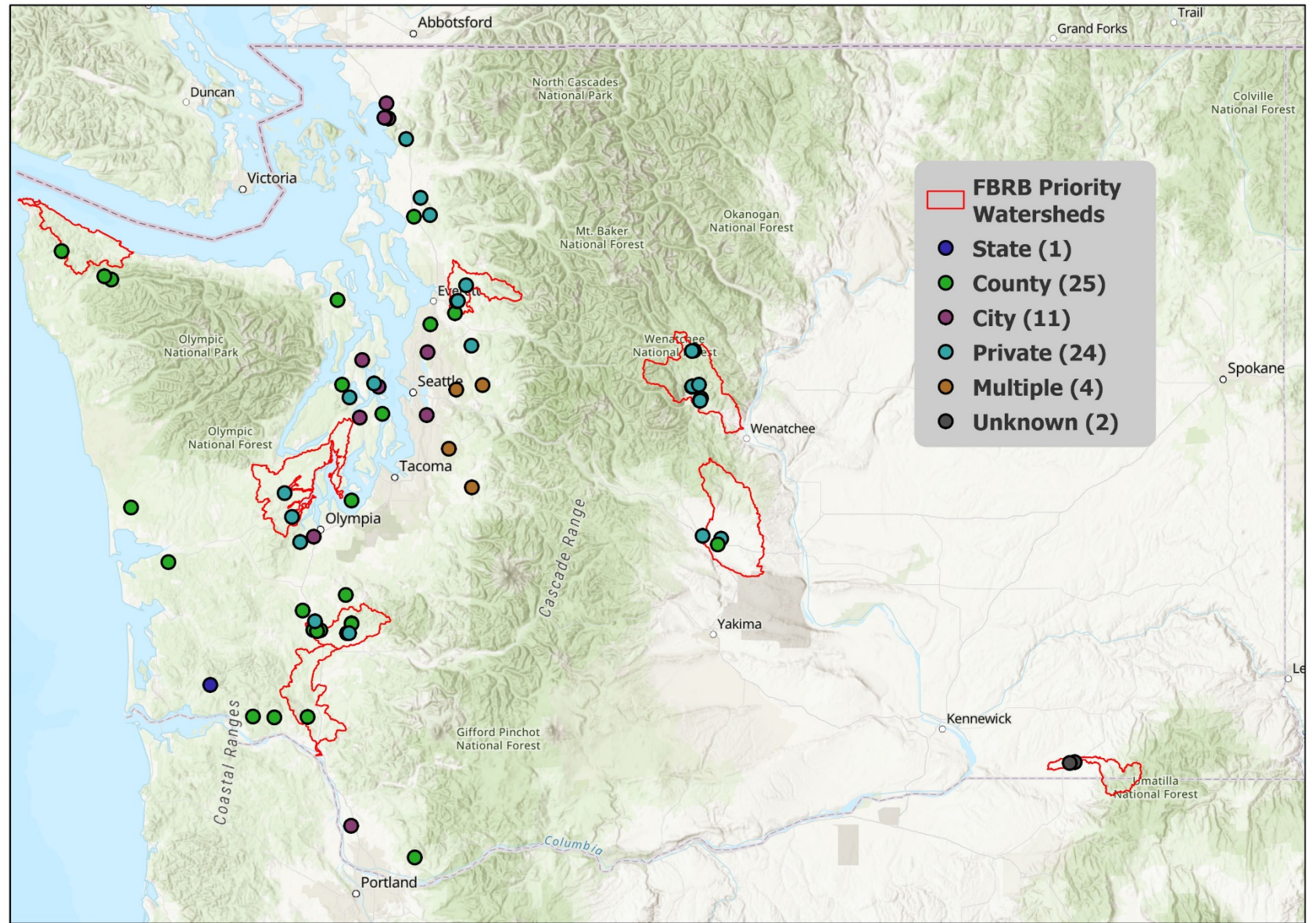
2023-2025 FBRB Planning Projects by Owner Type



Restoration

67 Proposed Projects

Grant Request: ~\$76.1M



2023-2025 FBRB Restoration Projects by Owner Type



Grant Request Breakdown

- Grant Request - \$ by ownership or Tribal sponsor:
 - County - ~\$41M
 - City - ~\$26M
 - Tribe sponsor - ~\$10M
 - Private - ~\$2M

*Does not include Administrative costs for WDFW or RCO



WSDOT - Upstream or Downstream

- Just a snapshot, completed for two WRIAs
 - WRIA 7 (Snohomish) –
 - 9 FBRB projects
 - 1 corrected WSDOT site downstream, No WSDOT barriers
 - WRIA 15 (Kitsap) –
 - 11 FBRB projects
 - 3 with WSDOT barriers (5) downstream
- Manual exercise, will complete for all relevant WRIAs at later date.



Quick FYI – no action required

- 10 projects propose roughened channel, 1 w/ tide gate.
 - All eligible and have been ranked.
 - Just FYI in case future discussions, you're aware.
- Multiple projects on the same stream, sequence check-in
 - i.e. multiple sponsors, project types, same sponsor strategic sequence
 - Reviewed scores and rank to ensure sequence was appropriate
 - No changes to rank were made.



Questions?

Thank you!

