



Meeting handouts

January 18, 2022

Governor's Salmon Strategy Update

- Salmon Strategy Policy Brief

FBRB Projects Status Update (2017-2019 projects)

- Presentation slides

Update on FBRB 2023-2025 grant round

- Projects submitted (preliminary, unranked list)



In Washington and across the Pacific Northwest, salmon populations are struggling. Climate change, habitat loss, pollution and other factors are hampering salmon recovery efforts. Gov. Jay Inslee is proposing an updated strategy and additional investments to protect and restore salmon, steelhead and trout populations across the state.

Saving our struggling salmon

Governor proposes new strategy and major investments to protect and restore salmon populations across the state

More than 30 years ago, the Snake River's Chinook salmon was declared endangered. Since then, the federal government has listed 13 additional salmon species in Washington as endangered or threatened. Dwindling Chinook salmon populations, meanwhile, are pushing Southern Resident orcas closer to extinction.

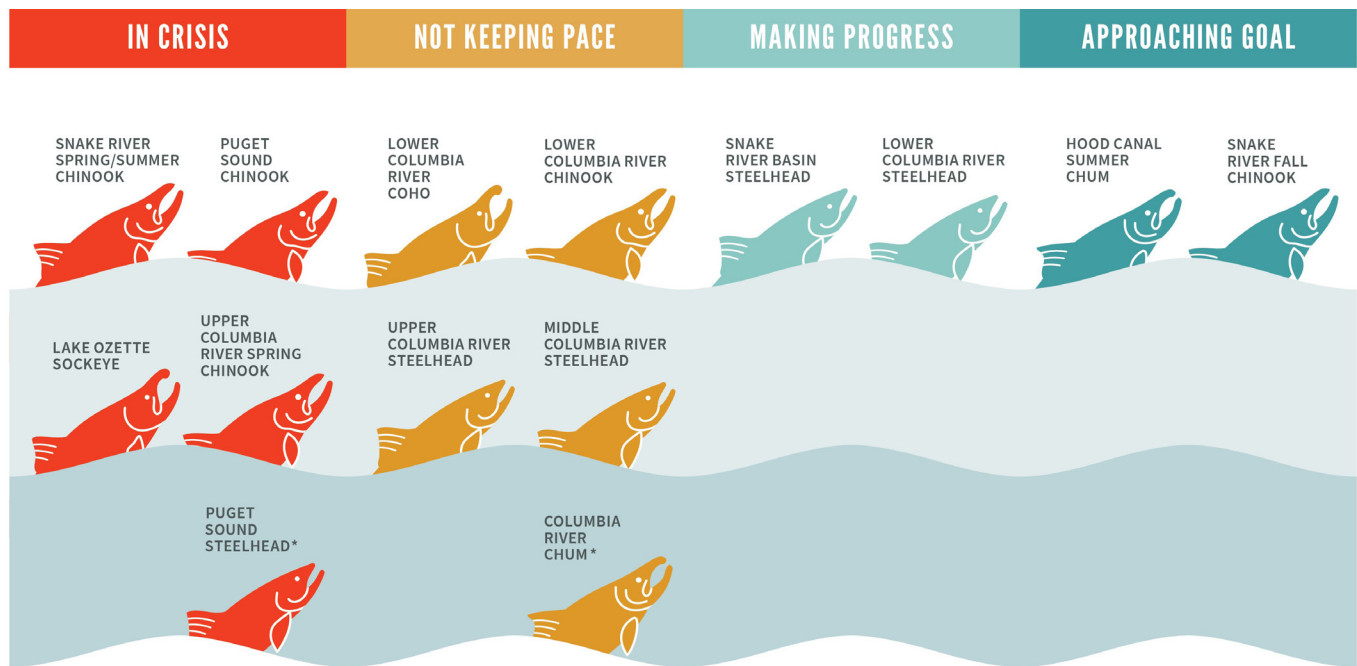
People across the region have been working tirelessly to bring salmon back from the brink, and those efforts have restored thousands of acres of fish habitat. Still, salmon and other species are losing more habitat than they are gaining. Over 70% of our endangered or threatened salmon and steelhead populations are not keeping pace with recovery goals, are still in crisis or require immediate action.

Climate change has increased wildfires and droughts, worsened ocean conditions, warmed streams, shifted food webs, intensified pollutants, thrown predator populations out of balance, and brought ecosystems that support salmon and people to a tipping point.

Drawing from decades of work by numerous experts, stakeholders and tribes, Inslee has put forward an [update to the state's salmon recovery strategy](#). It builds on the work of the [State of Salmon in Watersheds](#) report that the Governor's Salmon Recovery Office completes every two years.



Salmon abundance



* Lacks complete data

Source: Washington Department of Fish and Wildlife

The governor's updated salmon strategy calls for several actions:

- Protect and restore vital salmon habitat.
- Invest in clean water infrastructure for salmon and people.
- Correct fish passage barriers and restore salmon access to historical habitat.
- Build climate resiliency.
- Align harvest, hatcheries and hydropower with salmon recovery.
- Address predation and food web issues for salmon.
- Enhance commitments and coordination across agencies and programs.
- Strengthen science, monitoring and accountability.

Given the condition of our salmon, these actions will be urgently pursued starting in the coming legislative session, and over the next few years.

Using these actions as a template, the governor proposes a strong, initial suite of budget and policy changes to help restore salmon populations across the state. Working aggressively on salmon recovery will help ensure a future with clean and abundant water, thriving habitat and ecosystems, resilience to climate change, a growing orca population, honored tribal treaty rights, commercially and recreationally harvestable fisheries, a diverse and robust economy, engaged communities and strong cultural traditions. Total operating and capital budget investments in new salmon recovery actions is \$187 million.

Protect and restore vital salmon habitat

The governor proposes we create a new salmon habitat standard to protect and restore riparian habitat, the green corridors along rivers and streams that are important for clean, cold water during critical periods of a salmon's lifecycle. Titled the Lorraine Loomis Act — after a prominent salmon advocate and Swinomish tribal elder — this legislation sets a 'measurement


standard' based on the height of trees that grow in that area to create the right size of riparian zone. This will protect riparian corridors from development, incorporate the standard in local land use plans, and provide landowners with financial assistance to help them meet the new requirement.

The new standard implements recommendations from the State-Tribal Riparian Protection and Restoration Work Group that the governor and tribes established at the 2019 Centennial Accord. (The work group based its recommendations on the Department of Fish and Wildlife's [Riparian Ecosystem Guidance Volumes 1 and 2](#), which recommends we need a minimum tree height in forested riparian zones to achieve broad salmon recovery and water quality objectives, and safeguard waterbodies against a changing climate.)

It is in the state's best interest to maintain, preserve, conserve and rehabilitate riparian lands. This will assure reduced water temperature, climate resiliency, carbon sequestration, and the health of fish and wildlife and ecosystems for the economic and social well-being of this state and its people.

To implement this new protection for salmon riparian habitat, the governor is proposing the following steps:

- **Establish riparian standard legislation.** The governor will request legislation to establish a riparian protection zone across the state, including developing a publicly available riparian protection map. The legislation will establish a statewide riparian plant propagation program at public and private nurseries to meet future riparian restoration needs. The state will provide technical support and enforcement capacity to local jurisdictions to incorporate salmon recovery into the Growth Management Act and Shoreline Master Program regulations. (\$17.3 million General Fund-State)
- **Create a new Riparian Habitat Conservation Grant program.** The Recreation and Conservation Office will administer a riparian habitat



conservation grant program to protect and restore riparian habitat with a focus on acquiring and restoring it to fully functioning healthy conditions. (\$100 million Salmon Recovery Account)

- **Use Centennial Clean Water program for riparian protection.** We need to identify and implement new tools and incentives to advance and accelerate riparian buffer implementation to improve water quality and salmon habitat in priority-impaired watersheds. The Department of Ecology will evaluate the effectiveness of these new tools and incentives to encourage landowners to engage and participate in riparian protection. (\$5 million bonds; \$264,000 GF-S)

Invest in clean water infrastructure for salmon and people

Salmon need clean, cool water to spawn, incubate eggs in the stream gravel, and rear young smolts. The governor proposes investments to accelerate improvements to water quality, decrease stream and river temperatures and reduce nutrient loading.

- **Cold water and low flows.** Develop guidance that encourages reclaimed water use in areas with deficient water flows and temperatures for salmon. Establish an advisory group to recommend how to modernize the state water law to include salmon needs for adequate stream flows and cool water. (\$1.3 million GF-S)
- **Clean water.** Fully support Ecology's costs to implement the Nutrient General Permit for Puget Sound to reduce the impacts of wastewater treatment plants. Provide grants to local jurisdictions to increase capacity to address toxic pollutants in stormwater. Accelerate toxics cleanup in stormwater runoff from industrial and contaminated sites where salmon runs are at risk. Study the ability of stormwater systems to filter out toxic tire dust and evaluate alternatives to current toxic chemicals in tires. (\$7.9 million MTCA Operating Account; \$550,000 GF-S)
- **Community-based, public-private stormwater partnerships.** Stormwater runoff carries a multitude of pollutants from urban development and roads, impacts water quality, and harms aquatic life and salmon. Funding (in collaboration with partner agencies) will help develop local capacity and private investments to advance implementing stormwater retrofits statewide, especially among historically underserved communities. (\$1 million MTCA Stormwater Account)
- **Green infrastructure for streamflow restoration.** Build green infrastructure projects to boost stream flows during critical periods and improve stream resilience due to climate change impacts.

Funding will help us design and construct green infrastructure projects. These will capture and store excess water during times with high stream flows, and then release the stored water during periods of critical low flows, with the goal of improving base streamflow and temperature conditions in rivers and streams draining to the Puget Sound. This program will also boost stream flows for critical periods, improve water quality, support salmon recovery and provide other environmental benefits. (\$5 million bonds, \$500,000 GF-S)

Correct fish passage barriers and restore salmon access to historical habitat

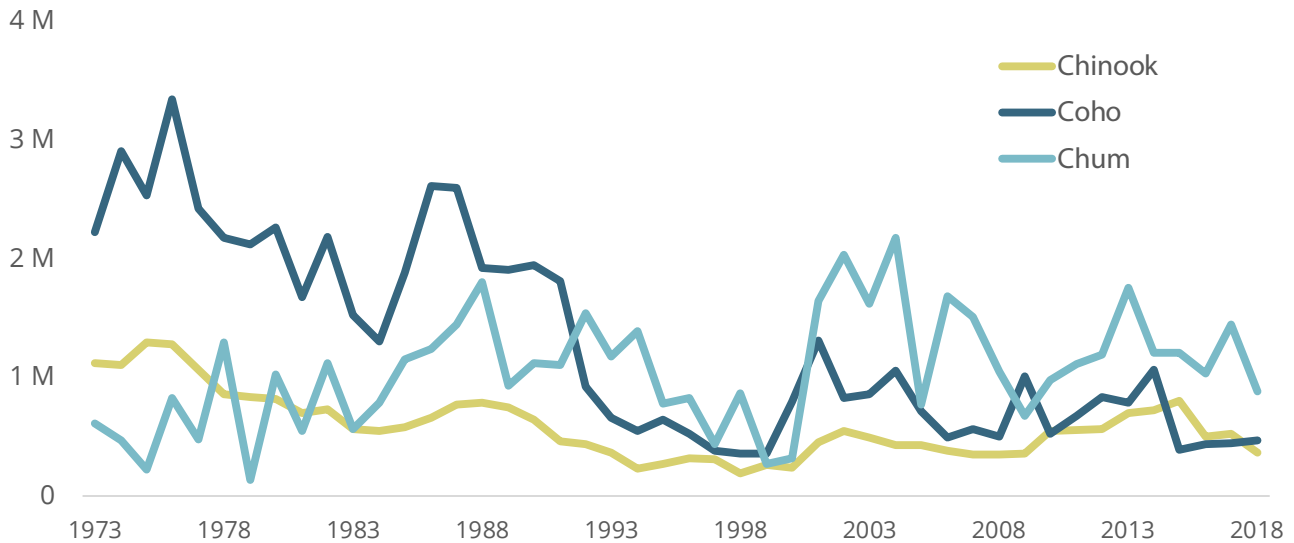
Large amounts of historic fish habitat are blocked to salmon by inaccessible culverts on roads and highways, and dams that limit important areas for rearing and spawning. The governor's proposal expands state efforts to coordinate fish passage barriers correction, mitigate impacts of existing barriers, and prevent new barriers from occurring.

- **Fish passage and reintroduction programs.** Complete a statewide prioritization of fish passage barriers and develop a plan to correct them in sequence with known state culvert corrections to maximize habitat gains. Complete and implement rules for fishways, flows and screens that will create protections for salmon to freely migrate within river and stream systems. (\$654,000 GF-S)

Align harvest, hatcheries and hydropower with salmon recovery

Preventing overharvest of commercial and recreational fisheries is key to rebuilding critically low stocks. And it's necessary for the state to meet its co-management responsibilities with the state's tribes. Inslee's budget creates a robust monitoring program to ensure recreational and commercial harvest of salmon and steelhead are within permit limits and demonstrate accountability on the state's share of salmon harvest. It also ramps up enforcement and prosecution of fisheries crimes.

Salmon harvest, commercial and recreational catch



Source: Washington Department of Fish and Wildlife. Data is for hatchery and wild coho, chum, and Chinook salmon caught (tribal and non-tribal) in the state's rivers and the ocean as reflected on sport catch record cards and commercial landings.

State hatcheries provide fish for harvest and help meet our treaty obligation. However, additional work is needed to improve the survival rates of hatchery fish. While hydropower projects provide important clean power, they can also have negative impacts on water quality.

- Salmon harvest monitoring and enforcement.**

Expand our monitoring of recreational and commercial salmon catch in freshwaters along Puget Sound, the Coast, the marine water of Puget Sound and the ocean. Increase the number of law enforcement officers to enforce fisheries laws and to coordinate compliance efforts with federal agencies and tribes. Increase capacity to analyze salmon abundance to negotiate fisheries harvest. Expand capacity for the state to prosecute fisheries and other environmental crimes that county courts do not pursue. Implement a license buyback program to reduce the commercial gillnet fishery on the Columbia River. (\$27.2 million GF-S)

- Hatchery program improvements.** Evaluate hatchery programs in Puget Sound with a focus on improving hatchery fish survival rates. Increase support for basic hatchery operations and compliance with water quality laws. (\$4.9 million GF-S)
- Hydropower impacts.** Collaborate on Columbia and Snake River hydropower impacts and participate in new hydropower licensing efforts to ensure we address the impacts to salmon and state waters. Identify whether there are reasonable means for replacing the benefits of the four lower Snake River dams should the federal government move to remove them. (\$1.5 million GF-S)
- Skagit River protection.** Protect the upper reaches of the Skagit River from future development. (\$4.5 million GF-S)

- **Deschutes Watershed Hatchery.** Design and permit to build a new hatchery that would meet all Clean Water Act requirements in the Deschutes River and increase salmon production. (\$2.2 million bonds)

Strengthen science, monitoring and accountability

Successfully recovering salmon requires additional investments in science and monitoring to ensure recovery actions and investments occur in the most effective and efficient manner. Expand resources to implement salmon recovery plans, improve monitoring efforts, and work collaboratively on regional issues.

- **Science and monitoring.** Continue work to monitor forage fish populations, an important food source for migrating salmon. Monitor adult and juvenile migration in and out of streams as an indicator of overall watershed function and salmon productivity. (\$3.1 million GF-S)

- **Accountability and adaptive management.** Update salmon recovery watershed plans in Puget Sound and provide technical support to local governments on implementation. Coordinate how to implement the Governor’s Statewide Salmon Strategy Update, develop a biennial workplan, and report on accomplishments. Update the cost amount we need to effectively implement the federally-approved regional salmon recovery plans and identify potential revenue sources that could support future implementation efforts. Expand the Northeast Salmon Recovery Region and coordinate efforts to reintroduce salmon above Chief Joseph Dam. Increase DNR’s efforts to coordinate salmon recovery efforts on forestlands in the Snoqualmie and Skykomish watersheds. (\$3.4 million GF-S)

Salmon strategic agenda table

Summary of investments, 2022 supplemental, operating and capital budgets

Focus Area	Items	Agency	Amount
Riparian Habitat Protection and Restoration	Riparian Grant Program	Recreation and Conservation Office	\$100,000,000
	Riparian Standard Legislation	Fish and Wildlife	\$8,628,000
	Riparian Standard and Land Use Planning	Commerce, Ecology and Fish and Wildlife	\$2,623,000
	Riparian Protection Mapping	Fish and Wildlife, Ecology, Natural Resources	\$4,746,000
	Riparian Plant Nursery	State Conservation Commission	\$1,300,000
	Centennial Clean Water Fund Riparian Projects	Ecology	\$5,264,000
	Quinault River Restoration Project	Recreation and Conservation Office	\$1,000,000
Total			\$123,399,000
Clean Water	Address Toxic Tire Wear	Ecology	\$2,704,000
	Reduce Nutrients in Puget Sound	Ecology	\$989,000
	Protect State Waters from Toxics	Ecology	\$714,000
	Increase Local Stormwater Capacity	Ecology	\$4,000,000
	Public-Private Stormwater Partnerships	Ecology	\$1,000,000
Total			\$9,407,000
Low Flows and Cold Water	Reclaimed Water Guidance	Ecology, Health	\$554,000
	Water Code Advisory Group	Ecology	\$709,000
	Streamflow Restoration Projects	Ecology	\$5,500,000
Total			\$6,763,000

Focus Area	Items	Agency	Amount
Harvest, Monitoring and Enforcement	Salmon Harvest Monitoring	Fish and Wildlife	\$6,912,000
	Fisheries Enforcement	Fish and Wildlife	\$1,283,000
	Environmental Prosecution	Fish and Wildlife	\$852,000
	Building North of Falcon Capacity	Fish and Wildlife	\$842,000
	Marine Fisheries Compliance Liaison	Fish and Wildlife	\$226,000
	Electronic Catch Record Cards	Fish and Wildlife	\$372,000
	License Reduction and Alternative Gear	Fish and Wildlife	\$16,700,000
Total			\$27,187,000
Hatchery Improvements	Hatchery Maintenance and Compliance	Fish and Wildlife	\$574,000
	Hatchery Production Evaluation	Fish and Wildlife	\$4,283,000
	Deschutes Watershed Center	Fish and Wildlife	\$2,200,000
Total			\$7,057,000
Hydropower Impacts	Hydropower Compliance Assistance and Participation	Ecology, Fish and Wildlife	\$1,051,000
	Columbia Basin Collaborative	Governor's Office	\$50,000
	Snake River Mitigation Study	Governor's Office	\$375,000
	Skagit River Protection	Commerce	\$4,500,000
Total			\$5,976,000
Fish Passage Programs	Statewide Prioritization of Barriers	Fish and Wildlife	\$360,000
	Fish Passage Rulemaking	Fish and Wildlife	\$294,000
Total			\$654,000

Focus Area	Items	Agency	Amount
Science	Forage Fish Spawning Monitoring	Fish and Wildlife	\$721,000
	Fish In/Fish Out Monitoring	Fish and Wildlife	\$2,392,000
Total			\$3,113,000
Accountability and Adaptive Management	Expand NE Salmon Recovery Region	Recreation and Conservation Office	\$200,000
	Implement Governor's Salmon Strategy	Recreation and Conservation Office	\$139,000
	Salmon Recovery Long-term Funding	Recreation and Conservation Office	\$250,000
	Snohomish County Salmon Action Plan	Natural Resources	\$222,000
	Salmon Recovery Plan Updates	Puget Sound Partnership	\$2,576,000
Total			\$3,387,000
Grand Total			\$186,943,000

ProjectNumber	ProjectType	ProjectName	Sponsor	ProgAmount	SponsorAmount	TotalAmount
21-1389	R	Carpenter and English Cr Fish Passage Barrier Impr	Skagit Fish Enhancement Group	\$ 353,351	\$ 62,357	\$ 415,708
21-1390	R	NC 213 Norway Park Creek at Pavilion Dr	Skagit Fish Enhancement Group	\$ 379,500	\$ 69,500	\$ 449,000
21-1391	P	CR 28 East Hickox Road at Carpenter Cr.	Skagit Fish Enhancement Group	\$ 192,500	\$ -	\$ 192,500
21-1392	R	Newskah Trib at Newskah Road 2 Fish Passage Const.	Chehalis Basin FTF	\$ 394,206	\$ 168,945	\$ 563,151
21-1393	P	Mill Creek Barrier Improvements NE 259th St-61 Av	Clark County Public Works	\$ 371,450	\$ 65,550	\$ 437,000
21-1394	R	SE 256th St Culvert Replacement CIP 1145	Covington City of	\$ 2,395,920	\$ 422,810	\$ 2,818,730
21-1395	R	Berwick Creek at Labree Fish Passage Const - FBRB	Lewis County Public Works	\$ 1,045,179	\$ 261,295	\$ 1,306,474
21-1396	R	Berwick Creek at Logan Fish Passage Const - FBRB	Lewis County Public Works	\$ 1,148,682	\$ 287,171	\$ 1,435,853
21-1397	R	Scammon Creek at Graf Fish Passage Const - FBRB	Lewis County Public Works	\$ 766,479	\$ 191,620	\$ 958,099
21-1398	R	MF Newaukum Trib- Kruger Fish Passage Const- FBRB	Lewis County Public Works	\$ 984,270	\$ 246,068	\$ 1,230,338
21-1399	R	Lucas Crk Trib at MP 4.24- Fish Passage Const-FBRB	Lewis County Public Works	\$ 1,052,358	\$ 263,090	\$ 1,315,448
21-1400	R	Lucas Crk Trib at MP 4.39- Fish Passage Const-FBRB	Lewis County Public Works	\$ 896,198	\$ 224,050	\$ 1,120,248
21-1403	R	Carey Creek Fish Barrier Removal Construction	King Co Water & Land Res	\$ 2,879,200	\$ 719,800	\$ 3,599,000
21-1404	R	Padden Cr at 30th St Fish Passage Improvement	Bellingham City of	\$ 935,000	\$ 166,000	\$ 1,101,000
21-1409	R	Naylor's Cr. Culvert Replacement Construction	Jefferson Co Public Works	\$ 1,591,320	\$ 280,822	\$ 1,872,142
21-1412	R	Eagle Creek Barrier Corrections	Chelan Co Natural Resource	\$ 1,054,853	\$ 186,151	\$ 1,241,004
21-1413	P	Center Road MP 3.23 Fish Barrier Removal	Jefferson Co Public Works	\$ 250,750	\$ 44,250	\$ 295,000
21-1415	R	Sexton Creek Fish Passage Restoration	Snohomish Co Surface Water	\$ 1,038,190	\$ 183,216	\$ 1,221,406
21-1416	R	Little Pilchuck Creek Fish Passage Restoration	Snohomish Co Surface Water	\$ 1,233,213	\$ 217,626	\$ 1,450,839
21-1417	P	Secret Creek Fish Passage Design	Snohomish Co Surface Water	\$ 501,900	\$ 88,600	\$ 590,500
21-1418	R	Padden Cr at 14th St Fish Passage Improvement	Bellingham City of	\$ 283,300	\$ 52,000	\$ 335,300
21-1419	R	Padden Cr at 12th St Fish Passage Improvement	Bellingham City of	\$ 283,300	\$ 52,000	\$ 335,300
21-1420	R	Squalicum Cr at Baker Cr Fish Passage Improvement	Bellingham City of	\$ 78,300	\$ 14,000	\$ 92,300
21-1422	R	Harper Estuary Barrier Correction	Kitsap County of	\$ 4,951,361	\$ 873,770	\$ 5,825,131
21-1423	P	Green Cove at Country Club Rd. Fish Passage Design	Thurston County Public Works	\$ 297,500	\$ 52,500	\$ 350,000
21-1424	R	Thompson Creek at Thompson Creek Rd. Fish Passage	Thurston County Public Works	\$ 500,000	\$ 760,908	\$ 1,260,908
21-1426	P	20th Street Culvert Replacement Design	Fife City of	\$ 221,000	\$ 39,000	\$ 260,000
21-1427	R	George Davis Creek Fish Passage Construction	Sammamish City of	\$ 850,000	\$ 1,568,111	\$ 2,418,111
21-1431	R	Mill Creek Passage - Roosevelt Street	Tri-State Steelheaders Inc	\$ 664,580	\$ 150,000	\$ 814,580
21-1432	R	Mill Creek Passage - 5th Avenue Bridge	Tri-State Steelheaders Inc	\$ 2,186,954	\$ 385,934	\$ 2,572,888
21-1433	P	Mill Creek Passage Design - Colville to 3rd	Tri-State Steelheaders Inc	\$ 195,760	\$ -	\$ 195,760
21-1435	R	Barrel Springs and Dry Creek Restoration	Skagit County Public Works	\$ 1,095,803	\$ 327,006	\$ 1,422,809
21-1437	R	Langlois Creek Culvert Replacements (SVT & PSE)	Snoq Vly Watershed Dist	\$ 1,219,166	\$ 225,849	\$ 1,445,015
21-1438	R	Eagle Creek Barrier Design & Replacement 601620	Chelan Co Natural Resource	\$ 354,199	\$ 62,506	\$ 416,705
21-1439	R	Hammer and Guenther Fish Barrier Removal	Lewis Conservation District	\$ 211,954	\$ 50,000	\$ 261,954
21-1443	R	Johnson Crk Triple Restoration, Hoko-Ozette '22	North Olympic Salmon Coalition	\$ 3,951,896	\$ 697,394	\$ 4,649,290
21-1445	R	Damon Creek at Kirkpatrick Road Fish Passage Const	Chehalis Basin FTF	\$ 323,081	\$ 1,830,792	\$ 2,153,873
21-1455	P	Seidel Creek Multiple Fish Barrier Correction Desi	Adopt A Stream Foundation	\$ 190,000	\$ -	\$ 190,000
21-1458	R	Fisher Creek Restoration at Cedardale and Starbird	Skagit County Public Works	\$ 3,980,984	\$ 705,350	\$ 4,686,334
21-1459	R	Berwick Crk at Bishop Fish Passage Constr - FBRB	Chehalis Port of	\$ 1,174,197	\$ 293,549	\$ 1,467,746
21-1461	R	Beaver Creek Barriers 603181 and 603183	Chelan Co Natural Resource	\$ 78,406	\$ 46,332	\$ 124,738
21-1463	P	Wright's Creek Culvert and Hatchery Intake Replace	North Olympic Salmon Coalition	\$ 316,173	\$ 55,795	\$ 371,968
21-1464	P	Elliott Rd Barriers Design	Tulalip Tribes	\$ 97,000	\$ -	\$ 97,000
21-1468	R	Cutler Barrier Removal	Cascadia Conservation District	\$ 144,907	\$ 25,600	\$ 170,507
21-1469	P	Bunk Foss Creek Culvert Design (Ollom)	Snohomish Conservation Dist	\$ 60,150	\$ -	\$ 60,150
21-1470	R	Wisem Creek Barrier Corrections x3 Project	Trout Unlimited - WA Coast	\$ 931,000	\$ 170,800	\$ 1,101,800
21-1472	R	North Creek Fish Barrier Correction Project at Mcc	Adopt A Stream Foundation	\$ 284,000	\$ 51,000	\$ 335,000
21-1473	P	Carpenter Creek at Cascade Ridge Design	Skagit County Public Works	\$ 211,500	\$ 70,500	\$ 282,000
21-1474	R	Coleman Creek at SM 4.7	Kittitas Co Conservation Dist	\$ 733,899	\$ 129,517	\$ 863,416
21-1475	R	Anton & Cedar Creek Fish Passage Restoration	Wild Salmon Center	\$ 1,799,000	\$ 318,232	\$ 2,117,232
21-1479	P	Derby Creek Barrier Design	Cascade Col Fish Enhance Group	\$ 185,000	\$ -	\$ 185,000
21-1480	R	Derby Creek Barrier Correction	Cascade Col Fish Enhance Group	\$ 213,418	\$ 40,000	\$ 253,418
21-1481	P	Little Chumstick Fish Barriers Design	Cascade Col Fish Enhance Group	\$ 188,000	\$ -	\$ 188,000
21-1484	R	Coal Creek Fish Passage Restoration	Trout Unlimited - WA Coast	\$ 339,650	\$ 59,500	\$ 399,600
21-1486	P	Clearwater Creek Bridge Design	Sea Resources	\$ 200,000	\$ -	\$ 200,000
21-1487	P	Hoko Ozette Rd MP 6.38 80001279 Culvert Replacemen	North Olympic Salmon Coalition	\$ 249,235	\$ 43,983	\$ 293,218
21-1488	P	W. Beeville Loop Road Fish Passage Planning	Trout Unlimited Inc.	\$ 126,050	\$ -	\$ 126,050
21-1489	P	W. Beeville Road Fish Passage Planning	Trout Unlimited Inc.	\$ 126,050	\$ -	\$ 126,050
21-1491	P	Williams Creek Fish Passage Design	Snohomish Co Surface Water	\$ 470,050	\$ 82,950	\$ 553,000
21-1493	P	Bunk Foss Creek Fish Passage Design	Snohomish Co Surface Water	\$ 620,050	\$ 109,450	\$ 729,500
21-1496	P	Annapolis Creek Culvert Removal at Bay St	Port Orchard City of	\$ 425,000	\$ 75,000	\$ 500,000
21-1497	R	Cooper Creek Culvert Restoration	Bainbridge Island City of	\$ 759,115	\$ 174,090	\$ 933,205
21-1498	R	Ruby Creek Culvert at Sidney Rd Port Orchard	Port Orchard City of	\$ 1,852,842	\$ 326,973	\$ 2,179,815
21-1500	R	Garlock Road Delameter Creek Fish Passage Project	Cowlitz County of	\$ 1,657,500	\$ 292,500	\$ 1,950,000
21-1501	P	Ennis Creek Fish Passage Design	Port Angeles City of	\$ 292,760	\$ -	\$ 292,760
21-1502	P	Gilliam Creek Fish Passage Prelim Dsgn	Tukwila City of	\$ 300,000	\$ 1,124,050	\$ 1,424,050
21-1504	P	Panther Creek Barrier Removal - Talbot Road	Renton City of	\$ 412,500	\$ 137,500	\$ 550,000
21-1506	R	Erick Creek Fish Passage Project	Cowlitz County of	\$ 1,445,000	\$ 255,000	\$ 1,700,000
21-1507	R	Allender Road Stillwater Creek Fish Passage	Cowlitz County of	\$ 2,125,000	\$ 375,000	\$ 2,500,000
21-1508	P	North Fork Goble Creek Fish Passage Design	Cowlitz County of	\$ 382,500	\$ 67,500	\$ 450,000
21-1509	P	Rose Valley Road MP 14.90 Fish Passage Design	Cowlitz County of	\$ 170,000	\$ 30,000	\$ 200,000
21-1510	P	Milwaukee Creek Culvert Removal	Pacific City of	\$ 173,760	\$ 43,440	\$ 217,200
21-1511	R	Derby Creek BNSF Crossing	Chelan Co Natural Resource	\$ 1,813,050	\$ 319,950	\$ 2,133,000
21-1512	R	Bells Mountain Barrier Culvert Correction	GSH Works	\$ 364,538	\$ 64,350	\$ 428,888
21-1513	R	Taylor Creek Fish Passage Improvements	Seattle Public Utilities	\$ 1,000,000	\$ 400,000	\$ 1,400,000
21-1514	R	Percival Creek Fish Barrier Removal	Tumwater City of	\$ 1,334,500	\$ 235,500	\$ 1,570,000
21-1516	R	Jones Creek Fish Barrier Removal	Cowlitz Indian Tribe	\$ 669,484	\$ 150,000	\$ 819,484
21-1517	R	Griggs Creek Private Fish Passage Project	South Puget Sound SEG	\$ 261,000	\$ 47,000	\$ 308,000
21-1519	R	Pilchuck Tributary Watt Crossing	Tulalip Tribes	\$ 257,000	\$ 46,164	\$ 303,164
21-1520	R	Beatty Crk at Chelsie Ln Fish Barrier Replacement	South Puget Sound SEG	\$ 250,000	\$ 417,871	\$ 667,871
21-1521	R	Forrester Barrier Culvert Removal	Kitsap Conservation District	\$ 220,410	\$ 41,000	\$ 261,410
21-1522	R	Schoolhouse at 108th	Pierce County of	\$ 977,500	\$ 172,500	\$ 1,150,000

21-1523	R	West Fork Grays Fish Passage Project	Cowlitz Indian Tribe	\$ 295,389	\$ 99,800	\$ 395,189
21-1526	R	Mill Creek Trib. Shadow Valley Fish Passage	South Puget Sound SEG	\$ 403,000	\$ 72,000	\$ 475,000
21-1528	P	Lynch Road MP 2.27-Lynch Creek Barrier Planning	Mason County of	\$ 154,228	\$ 27,217	\$ 181,445
21-1529	R	Fletcher Bay Rd Fish Passage Restoration	Mid-Puget Sound Fish Enh Grp	\$ 1,306,240	\$ 235,000	\$ 1,541,240
21-1530	R	Whiskey Creek Barriers, Ellensburg	Mid-Columbia RFEG	\$ 287,735	\$ 64,800	\$ 352,535
21-1531	R	South Fork Dogfish Creek Culvert Replacement	Poulsbo City of	\$ 554,805	\$ 100,000	\$ 654,805
21-1532	R	Williams Creek #1	Tulalip Tribes	\$ 283,000	\$ 52,000	\$ 335,000
21-1534	R	Beyer Culvert Replacement	Pacific Coast Salmon Coalition	\$ 74,229	\$ 19,339	\$ 93,568
21-1535	P	West Seattle Golf Culvert Removal	Seattle Parks & Rec Dept	\$ 191,250	\$ 33,750	\$ 225,000
21-1536	P	Black Slough Comprehensive Barrier Removals Design	Whatcom County FCZD	\$ 255,500	\$ 85,000	\$ 340,500
21-1537	P	Fauntleroy Creek Culvert Replacement at 45th	Seattle Public Utilities	\$ 700,000	\$ 249,500	\$ 949,500
21-1538	P	Crystal Creek	Trout Unlimited Inc.	\$ 195,000	\$ -	\$ 195,000
21-1540	R	Ridgefield - Gee Creek Culvert Replacement	Ridgefield City of	\$ 1,600,000	\$ 1,000,000	\$ 2,600,000
21-1541	P	Mission Creek Subbasin Fish Barrier Removal Design	Chelan Co Natural Resource	\$ 123,529	\$ 26,471	\$ 150,000
21-1542	R	Barnabee Farms Springbrook Creek Restoration	Bainbridge Island Land Trust	\$ 200,000	\$ 175,109	\$ 375,109
21-1543	R	Naneum Creek at SM 3.75	Kittitas Co Conservation Dist	\$ 205,300	\$ 36,375	\$ 241,675
21-1544	P	Laughing Jacobs Creek Culvert Design and Permit	Trout Unlimited Inc.	\$ 755,860	\$ 150,000	\$ 905,860
21-1545	R	Stonewater Ranch Passage Improvement Project	Trout Unlimited-WA Water Proj	\$ 209,750	\$ 100,526	\$ 310,276
21-1546	R	Williams Creek #2	Tulalip Tribes	\$ 414,000	\$ 74,000	\$ 488,000
21-1547	P	Hoko Ozette Rd MP 2.9 80001331 Culvert Replacement	North Olympic Salmon Coalition	\$ 264,450	\$ 46,668	\$ 311,118
21-1548	P	East Tarboo Creek Fish Passage	Northwest Watershed Institute	\$ 246,500	\$ 43,500	\$ 290,000
21-1549	P	North Cr Culvert Replacement at Harborview Dr	Gig Harbor Public Works	\$ 200,000	\$ 1,000,000	\$ 1,200,000
21-1551	R	Peoples Creek Fish Passage	Tulalip Tribes	\$ 379,950	\$ 67,050	\$ 447,000
21-1552	R	SE 432nd Street Culvert	King County of	\$ 950,000	\$ 604,140	\$ 1,554,140
21-1553	R	Derby Canyon Orchards	Chelan Co Natural Resource	\$ 374,000	\$ 66,000	\$ 440,000
21-1554	P	Camas Creek Crossing Design Project	Chelan Co Natural Resource	\$ 100,500	\$ 29,500	\$ 130,000
21-1555	P	Upper Catherine Creek barrier Correction Project	Adopt A Stream Foundation	\$ 49,000	\$ -	\$ 49,000
21-1557	R	Newberry Hill Culvert Replacement Site ID 998132	Kitsap County Public Works	\$ 2,040,000	\$ 360,001	\$ 2,400,001
21-1558	R	kenmore_192_trib_culvert	Kenmore City of	\$ 2,125,000	\$ 375,000	\$ 2,500,000
22-1027	R	Clear Creek Reconnection	CREST	\$ 1,664,219	\$ 295,171	\$ 1,959,390
22-1038	R	Uncle Johns Creek (Lower) Barrier Restoration	Mason County of	\$ 187,000	\$ 33,000	\$ 220,000
				\$ 83,784,285	\$ 23,810,004	\$ 107,594,289