

2021 WASHINGTON STATE SPRING SEASONS

Spring Season: Wild Turkey and Black Bear



Photo Credit: Doug Kuehn




Photo Credit: Justin Haug - WDFW Staff



Washington
Department of
**FISH and
WILDLIFE**

Mandatory reporting:
see page 3 (turkey) and page 10 (bear)

Youth turkey season:
see page 1

2021 Wild Turkey Spring Season

Three subspecies of wild turkey have been introduced in Washington: the Merriam's, Rio Grande, and Eastern.

- **Merriam's** subspecies occupies portions of Spokane, Pend Oreille, Stevens, Ferry, Okanogan, Chelan, Kittitas, Yakima, Klickitat, and Skamania counties.
- **Rio Grande** turkeys can be found in Asotin, Garfield, Columbia, Walla Walla, Whitman, and Lincoln counties.
- **Eastern** subspecies can be found west of the Cascades in Cowlitz, Wahkiakum, Pacific, Grays Harbor, Mason, Thurston and Lewis counties.

2021 Spring Season

Area	Dates Open	Restrictions	Bag/Possession Limit
Statewide	April 15 - May 31, 2021 Hunting hours are one-half hour before sunrise to sunset during spring seasons	Male turkeys and turkeys with visible beards only	A total of three (3) turkeys in the spring season with following restrictions: Only two (2) turkeys may be taken in eastern Washington and only one (1) of those may be taken in Chelan, Kittitas, or Yakima counties (combined); only one (1) turkey may be taken in western Washington per year outside of Klickitat County. Two (2) turkeys may be taken in Klickitat County.

Additional turkey tags may be purchased at any time. In appropriate areas, two turkeys can be harvested in one day.

Youth Turkey Season

- Youth license holders may hunt during a special youth-only spring turkey season on April 3-4, 2021.
- The youth season is open statewide.
- Must be accompanied by an adult, 18 years or older.
- Standard hunting methods and all other turkey hunting regulations apply to the youth season. (The combined youth/spring season bag limit is the same as listed for spring season above.)

Special Regulations

- Spring turkey season is open for shotgun (10 gauge or under capable of holding 3 or fewer shells – a plug may be used to meet this requirement – or muzzleloader with shot), bow-and-arrow, and crossbow hunting only.
- A valid hunting license and an unaltered, unnotched turkey transport tag are required for hunting turkey.
- Immediately after killing a turkey, hunters must validate their own tag by completely removing notches for month and day of kill and securely attach tag to carcass.
- It is unlawful to use dogs, live birds, electronic calls or electronic decoys to hunt turkeys.
- Baiting game birds is illegal.
- Turkey hunters must report hunting activity (see page 3).
- Turkey hunters must use #4 shot or smaller (e.g., #6 shot).
- It is illegal to possess in the field or transport game birds unless a feathered head is left attached to each carcass.

WAC Summary Information

This pamphlet is a summary of the hunting regulations and seasons (chapters 220-400 through 220-417 of the Washington Administrative Code) adopted by the Washington Fish and Wildlife Commission. This pamphlet does not contain all department regulations. Regulations specific to the hunting seasons described in this pamphlet are found in section 220-416-010 of the Washington Administrative Code.

Wild Turkey License and Tag Fees

	Resident	Non-Resident	Youth*	Resident Disabled***
Small game license	\$40.50	\$183.50	\$18.50	\$18.50
Small game, with combined purchase of big game license**	\$22.00	\$96.80	\$8.80	\$8.80
Three-day small game	n/a	\$68.00	n/a	n/a
First turkey tag	\$15.90	\$44.50	\$0.50	\$15.90
Additional turkey transport tags	\$15.90	\$66.50	\$11.50	\$15.90

* Youth hunters are defined as under 16 when they buy a license.

** License needs to be purchased at the same time as any big game license.

*** Refer to Big Game or Game Bird and Small Game Regulations for requirements.

Reward

Stop Washington Poachers! To report poaching in progress, dial 9-1-1. Individuals that witness and would like to anonymously report a fish or wildlife violation can call toll free 1-877-933-9847 (1-877-WDFW-TIP). Remember this is not an information hotline. Other reporting tools can be found at wdfw.wa.gov/poaching.

The Department of Fish and Wildlife pays rewards for information that leads to a conviction of people violating wildlife laws.

The Washington Chapter of the National Wild Turkey Federation will pay \$250.00 for information leading to the arrest and conviction of individuals responsible for illegal take of wild turkeys.

Advisory on Emergency Regulations

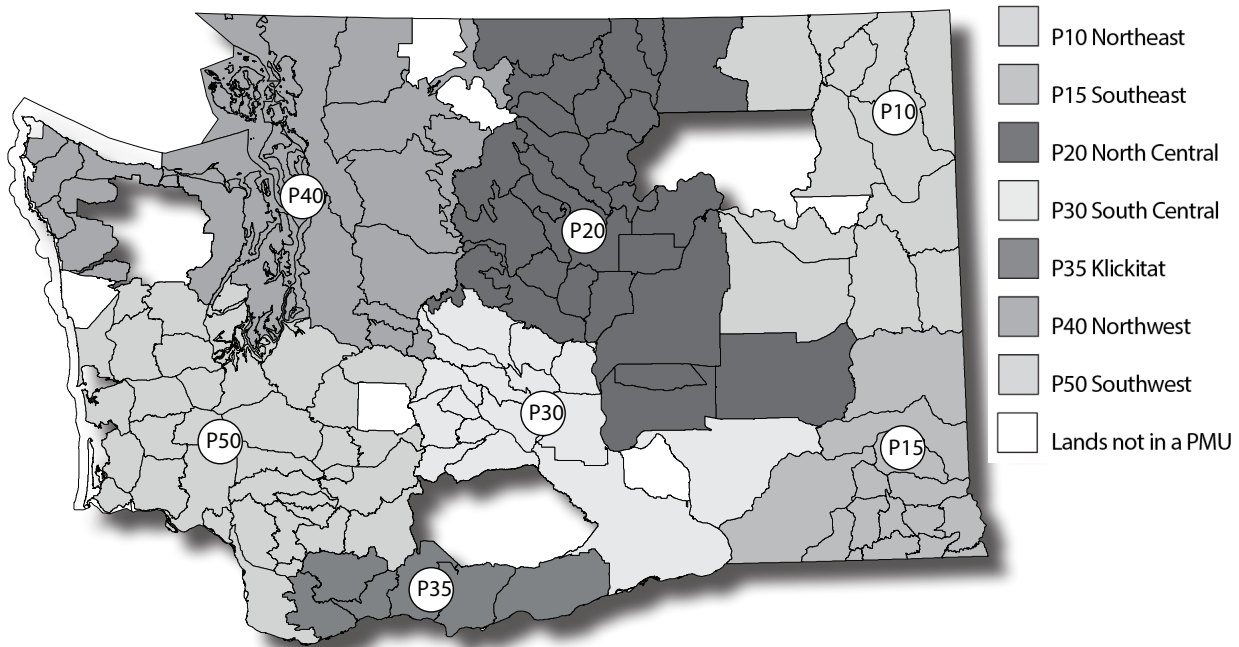
Caution: Emergency regulation changes may occur while the seasons described in this pamphlet are in effect and will supersede information contained herein. Area news media will be informed of changes as they occur.

Population Management Units (PMUs)

PMU	PMU Name	GMUs Included	Subspecies	Portion of statewide 2019 spring turkey harvest
P10	Northeast	101-136	Merriam's and Rio Grande	66%
P15	Southeast	139-186	Rio Grande	11%
P20	North Central	All 200 GMUs	Merriam's	8%
P30	South Central	All 300 GMUs EXCEPT GMU 382 & 388	Merriam's	3%
P35	Klickitat	GMUs 382, 388, 568-578	Merriam's	10%
P40	Northwest	All 400 GMUs PLUS GMUs 601-627	Eastern	<1%
P50	Southwest	All 500 GMUs EXCEPT 568-578 PLUS GMUs 633-699	Eastern	1%

Harvest data for each PMU are available in the annual [Game Harvest Reports](#) or [Status and Trend Reports](#). GMU maps and descriptions are available online at wdfw.wa.gov/hunting/locations/gmu.

NOTE: Turkey populations in PMUs 40 and 50 have low densities and are often found on private land. Make sure you have appropriate landowner permission when hunting.



Fall Turkey Season

Fall turkey seasons and regulations will be available in the Game Bird and Small Game Regulations. Special permit application instructions for fall hunts will be available in the Big Game Regulations. (see wdfw.wa.gov/hunting/regulations).

IMPORTANT NOTICE:


– Mandatory Reporting –

Hunters are Required to Report Hunting Activity by January 31st, 2022

Turkey hunters will owe hunting activity reports (spring and/or fall) for each turkey transport tag purchased. Turkey hunters must report their hunting activity for each tag even if they did not hunt or harvest a bird.

Hunters can submit reports online at fishhunt.dfw.wa.gov or by telephone (toll free at 1-877-945-3492). Hunters who harvest an animal should submit a report within 10 days of harvest and all reports must be submitted by January 31. Hunters who fail to report by January 31 will be subject to a \$10 administrative fee, which must be paid before they can purchase a license for the following year. Unsuccessful hunters must also report their hunting activity, including location and days hunted. WDFW will use this information to better monitor hunter effort, distribution, harvest, and trends.

Having a spring and fall season can make reporting confusing for turkey hunters. Any hunter who holds a turkey transport tag during the spring season must submit a spring report for that tag, even if they did not hunt or harvest in the spring. Any hunter who holds an unfilled turkey tag during the fall season must submit a fall report for that tag, even if they did not hunt or harvest in the fall.



2021 Spring Turkey Season Hunting Hours

½ hour before sunrise to sunset

Date	Eastern Washington		Western Washington	
	A.M.	P.M.	A.M.	P.M.
April 3-4	6:00	7:30	6:10	7:45
April 15-21	5:30	7:50	5:45	8:05
April 22-28	5:20	8:00	5:30	8:15
April 29 - May 5	5:10	8:10	5:20	8:25
May 6-12	5:00	8:20	5:10	8:30
May 13-19	4:50	8:30	5:00	8:40
May 20-26	4:40	8:35	4:50	8:50
May 27-31	4:35	8:40	4:45	8:55

For example, if a hunter holds a turkey transport tag during the spring season and is unsuccessful, they can use that tag in the fall, and therefore a report for both spring and fall will be required.

You will need the following information for each tag and season (spring or fall) to submit your turkey hunting activity reports.

1. Whether or not you hunted turkeys.
2. If you hunted:
 - a. The two Game Management Units (GMU) you hunted in the most. Please refer to wdfw.wa.gov/hunting/locations/gmu or the Big Game Regulations for a GMU map.
 - b. The number of days you hunted in each GMU.
3. If you harvested:
 - a. The GMU in which the turkey was harvested.
 - b. Month, day, and year of harvest.
 - c. Sex of the turkey.



WITH A

FRIEND

EVERY OUTING IS AN

ADVENTURE

Bring a New Hunter!

2 Ways to Bring a Friend Turkey Hunting

- 1 Hunter Education Course**
All first time hunters have to complete a **Hunter Education course** prior to purchasing their initial hunting license. They can take a traditional course or the online course. The online course also has a field skills evaluation requirement.
- 2 Hunter Education Deferral**
If your friend has not completed Hunter Education, they can **apply for a one-year, once-in-a-lifetime Hunter Education Deferral** to try hunting before completing a Hunter Education course. They would have to be accompanied by someone **18 or over** that has held a **Washington hunting license for the previous three years**. They also cannot have failed a Hunter Education course in the last year.

Safe and Ethical Turkey Hunting

1. **Be sure of your target.** After you pull the trigger, it's too late.
2. **ALWAYS ask permission to hunt on private land.** Most landowners are cooperative if you ask.
3. **Do not attempt to stalk a turkey.** That gobbler you're stalking may be another hunter.
4. **Unless absolutely necessary, don't use a gobbler call.** This call can be productive, but also very dangerous. Use this call when all else fails and then sparingly.
5. **Never wear any red, white, or blue clothes.** These are the colors of the gobbler's head, the primary target of the turkey hunter.
6. **Never presume what you hear is a turkey.** Many hunters are convincing callers.
7. **Select a calling site that gives at least 40 yards of vision in all directions and sit with your back to a large tree.**
8. **If another hunter is working a bird, don't spoil it by calling or spooking the bird.**
9. **Make sure that the gobbler is within sure range of the shotgun and shoot only the neck and head.**
10. **Call out in a loud, clear voice if you see another hunter** (especially if they are close to your "line of sight").

For more information, see *The Basics of Turkey Hunting in Washington* at wdfw.wa.gov/turkeybasics.

Washington Department of Fish and Wildlife

Kelly Susewind, *Director*
Eric Gardner, *Wildlife Program Director*
Website: wdfw.wa.gov

Olympia Office - Wildlife Program
Mailing Address
PO Box 43200
Olympia, WA 98504-3200
(360) 902-2515

Visitors - Natural Resources Bldg
1111 Washington St SE
Olympia, WA 98501

Region One - Spokane
2315 N. Discovery Place
Spokane Valley, WA 99216-1566
(509) 892-1001

Region Two - Ephrata
1550 Alder St NW
Ephrata, WA 98823-9699
(509) 754-4624

Wenatchee Office
3860 Chelan Hwy N
Wenatchee, WA 98801-9607
(509) 662-0452

Region Three - Yakima
1701 S 24th Ave
Yakima, WA 98902-5720
(509) 575-2740

Region Four - Mill Creek
16018 Mill Creek Blvd
Mill Creek, WA 98012-1541
(425) 775-1311

Region Five - Vancouver
5525 S 11th Street
Ridgefield, WA 98642
(360) 696-6211

Region Six - Montesano
48 Devonshire Rd
Montesano, WA 98563-9618
(360) 249-4628

Washington Fish and Wildlife Commission

Larry Carpenter, *Chair*, Skagit County
Barbara Baker, *Vice Chair*, Thurston County
David Graybill, Chelan County
James "Jim" Anderson, Pierce County
Molly Linville, Douglas County
Lorna Smith, Jefferson County
Kim Thorburn, Spokane County
Don McIsaac, Clark County
Fred Koontz, King County

Washington Department of
Fish and Wildlife Commission
Phone: (360) 902-2267
Website: wdfw.wa.gov/commission/
Email: commission@dfw.wa.gov



Published by the Washington Department of Fish and Wildlife (WDFW), 2021. PO Box 43200, Olympia, WA 98504-3200. Website: wdfw.wa.gov. Kelly Susewind, Director, Washington Department of Fish and Wildlife. Larry Carpenter, Chair, Washington Fish and Wildlife Commission.

This program receives Federal assistance from the U.S. Fish and Wildlife Service. Title VI of the Civil Rights Act of 1964, Section 504 of the Rehabilitation Act of 1973, Title II of the Americans with Disabilities Act of 1990, the Age Discrimination Act of 1975, and Title IX of the Education Amendments of 1972, the U.S. Department of the Interior and its bureaus prohibit discrimination on the bases of race, color, national origin, age, disability and sex (in educational programs). If you believe that you have been discriminated against in any program, activity or facility, please contact the WDFW, ADA Coordinator at 1111 Washington St SE, Olympia WA 98501 or write to:


U.S. Fish and Wildlife Service, Chief, Public Civil Rights Division, Department of the Interior, 1849 C Street NW, Washington, DC 20240

Sex and Age of Wild Turkeys

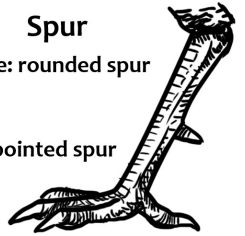

Female
Middle toe less than
4 inches long



Hen



Male
Middle toe greater
than 4 inches long




Male


Spur
Juvenile: rounded spur
(bump)
Adult: pointed spur



Breast Feathers



Female (Buff tip)




Male (Black tip)



Tail Feathers



Adult Male



Juvenile Male

**Two Outermost Wing
Feathers**



Adult: feather tips are rounded
Juvenile: feather tips are pointed



NWTF

JOIN THE NWTF

and help us conserve our wild places! With .90 of every dollar raised going toward important mission work, you can be confident your membership dollars are being spent wisely. With your membership purchase, you will receive a **\$25 Bass Pro/Cabela's promo card** to help you gear up for the outdoors.

Visit nwtf.org/membership or call **1-800-THE-NWTF** and become a part of the team as we work to Save the Habitat. Save the Hunt.



Wild Turkey Picatta with Morels Recipe

Ingredients:

Half of wild turkey breast, skin and bones removed
2 cups milk

Flour mixture:

1 cup all-purpose flour
½ teaspoon salt
¼ teaspoon paprika
Dash black pepper

½ cup butter for frying
¾ cup coarsely chopped fresh morels (or substitute other mushrooms)
2 tablespoons chopped fresh chives
Salt and freshly ground black pepper

Directions:

Cut turkey breast into ½ inch thick slices across the grain. Pound gently to ¼ inch thickness, then soak in milk at room temperature for 30 minutes. Place milk in small bowl and set aside.

Combine flour mixture. Remove 3 tablespoons and add to milk. Use remaining flour mixture to coat each turkey slice.

Fry turkey slices in butter at medium heat in skillet until golden brown and cooked through. Set aside, keeping warm. Use skillet to cook and stir morels in butter until tender. Stir in reserved milk mixture and chives. Cook over medium heat, stirring constantly, until thick and bubbly. Salt and pepper to taste. Serve sauce over turkey slices.

Adapted from: Marrone, Teresa. 2000. Dressing and Cooking Wild Game. Creative Publishing International, Inc.

First Turkey Program



Did you harvest your first turkey this year?

Send us your info and receive an official Washington Department of Fish and Wildlife (WDFW) First Turkey Certificate.

Certificate requirements:

1. Hunt and harvest your first turkey
 2. Report your harvest online at <https://fishhunt.dfw.wa.gov> or by calling toll free 1-877-945-3492.
 3. Email the following information to: outreach@dfw.wa.gov
 - First and last name
 - Date of harvest
 - Subspecies
 - Mailing address
- And ONE of the following:**
- Email address associated with your WILD account
 - Turkey report confirmation number

To receive your NWTF First Turkey pin:

1. Call the Washington State Chapter of the NWTF
2. When registering your First Turkey in the Washington state NWTF records, provide a copy of your WDFW First Turkey certificate.
3. NWTF will then send you your First Turkey pin.

NWTF WA State Chapter
Rich Reathaford
509-279-2030



Washington Slam



The Washington Chapter of the National Wild Turkey Federation (NWTF) in cooperation with the Department of Fish and Wildlife is sponsoring brass pins in recognition of achieving the “Washington Slam.”

The Challenge: Harvest all 3 subspecies - Eastern, Merriam’s, and Rio Grande. For the purposes of the “Washington Slam,” subspecies are defined by county of harvest. **See the list of subspecies by county at the beginning of the spring turkey regulations.**

To receive your Washington Slam pin:

1. Report your harvest online at <https://fishhunt.dfw.wa.gov> or by calling toll free 1-877-945-3492.
2. Call the Washington State Chapter of NWTF to complete and submit record forms.

NWTF WA State Chapter, Rich Reathaford: 509-279-2030



Single Season Award Winners (all 3 subspecies taken in a single season)

2015	2016	2017	2018	2019	2020
Jason Bye	Jason Bye	Jason Bye	Jason Bye	Jason Bye	Travis Arnott
Paul Hite	David Hoel	Jeffrey Cannon	David Hoel	Gerry Loney	Justin Door
David Hoel	Ray Lampers	David Hoel	Gerry Loney	Robert Morgan	Sean Kiniston
William Patterson	Robert Morgan	Bonnie Loney		Christopher Locke	Bob Shaw
Bob Shaw	William Patterson	Gerry Loney Jr		Bob Shaw	
	Bob Shaw	Dalton McCorkle			

Multiple Season Award Winners (all 3 subspecies taken in 2 or more seasons)

2014	2015	2016	2017	2019	2020
Joseph Lipczynski	Joseph Lipczynski	Esteban Calderon	Joseph Lipczynski	Travis Arnott	Kelsey Byrd Alan Poe

Hunting Access

A true sportsman respects the land and demonstrates this respect and appreciation while in the field. Remember to obtain permission from the landowner before accessing their land to hunt or fish. While in the field, conduct yourself in a way that will ensure a welcome to those who follow after you. The Discover Pass provides access to state recreation lands and can be purchased online at discoverpass.wa.gov, by phone at (866) 320-9933, or in person wherever hunting licenses are sold. You'll receive a complimentary Vehicle Access Pass for WDFW lands when you purchase an annual hunting license. More information on hunting access is available at wdfw.wa.gov/hunting/locations.

WDFW Private Lands Program

See back cover for more information

Finding places to hunt in Washington is becoming more of a challenge. With more than half of the state's land in private ownership, WDFW has worked with landowners across the state, developing relationships and providing technical assistance for a variety of programs to increase public access to private lands. The Private Lands Program encompasses two main areas of emphasis; recreational access and habitat conservation through Farm Bill programs. Staff across the state work with private landowners to develop the best strategy for their lands and for wildlife. WDFW regional Private Lands Biologists are strategically located across the state to provide assistance to landowners looking for help with hunting access, technical assistance with habitat conservation programs, or a variety of other access issues. WDFW's Private Lands Program is focused on working with landowners to provide recreational opportunity to the public. The Private Lands Program staff work with a variety of landowners who may own agricultural farm land, private industrial timber land and/or wetland/water access sites. WDFW works with landowners big and small. Some agreements are with landowners with as few as 3 acres and others with as many as tens of thousands of acres. WDFW also provides all signage, technical assistance and aids in communication with enforcement for all lands enrolled. As of fall 2020, WDFW offers four different types of access agreements to landowners; Feel Free to Hunt, Hunt by Reservation, Register to Hunt and Hunt by Written Permission. To find specific private lands enrolled in any of these programs, please visit our private lands access website at wdfw.wa.gov/private_lands.

Tips for Hunting on Private Land

1. **Respect** private property and landowners.
2. **Ask for permission** well in advance of the season and make a good first impression.
3. **Offer assistance** to a landowner (e.g., fixing fences, cutting firewood, picking up trash etc.).
4. **Give** the landowner **your information** (full name, cell phone number, vehicle information etc.).
5. **Pack out all garbage** - leave no trace.
6. **Leave gates** how you found them.
7. **Do not drive through fields** or private property unless you have permission from the landowner.
8. **Know** the property **boundaries!** Avoid trespassing!
9. **Remove** all parts of any **harvested game**, unless instructed otherwise by the landowner.
10. **Be aware** of all buildings, equipment and livestock.
11. **Thank the landowner** for providing access.
12. **Always remember - hunting on private land is a privilege - NOT a right.**

COLVILLE WILD TURKEY DAZE

April 15 to
May 31



Youth Hunt Under 16
April 3 & 4
First Tag free for Youth

WILD TURKEY CAPITAL OF WASHINGTON

Turkey Hunting Location Map!

Want to hunt turkeys but don't know where to go?

Go to www.mapmet.com and find a spot!

The maps, which you can download into Google Earth or use as a stand-alone, display areas on public land that offer good opportunities for finding turkeys during the spring hunting season.

Respect private property: Do not trespass on private land without the landowner's permission. The site was built in cooperation with all public land wildlife biologists in Stevens, Ferry and Pend Oreille Counties.

All of these areas are open to public hunting. Some of the areas border private land and the owners might or might not allow hunting.

Hunters can go to www.colville.com for information on accommodations, sporting goods and supplies, restaurants, family events, current weather conditions and guide services.

For more information: Colville Chamber of Commerce
986 So. Main St., Ste. B
509-684-5973
www.colville.com



2021 Spring Bear Season

SPRING BLACK BEAR SEASONS AND RULES

Application submission period: Now open through midnight February 28, 2021.

SPRING BLACK BEAR SPECIAL PERMIT HUNTS

Spring black bear special permits are typically used to address specific management needs, such as tree damage on industrial managed timberlands and to distribute harvest.

ANNUAL LICENSE FEES AND REQUIREMENTS

A valid big game hunting license and tag, which includes black bear as a species option, are required to apply and hunt for spring black bear.

An annual black bear identification test is required for GMUs 101,105, 108, 111, 113, 117, 203, 204, 209, 215, 418, and 426. Successful completion of the [black bear identification test](#) is required for hunting black bear in GMUs 101, 105, 108, 111, 113, 117, 203, 204, 209, 215, 418, and 426. The test can be taken through the department's Wild system at <https://fishhunt.dfw.wa.gov>.

Big Game license category	Resident	Non-resident	Resident Senior	Youth under 16	Resident disabled	Non-resident disabled veteran
Bear	\$24.00	\$222.00	\$24.00	\$13.00	\$13.00	\$24.00
Bear w/discount small game license	\$46.00	\$318.80	\$46.00	\$21.80	\$21.80	\$46.00
Second bear license	\$24.00	\$222.00	\$24.00	\$13.00	\$13.00	\$24.00



2021 Spring Bear Season

Hunting method: Hunters may use any legal weapon for hunting black bear.

Hunting with dogs and bait: Bait or hounds are not allowed for bear hunting ([RCW 77.15.245](#)).

Access: Hunters interested in hunting areas that are predominately private land in western Washington should contact the appropriate [WDFW Regional Office](#) before submitting an application to find out what areas are open.

Bag limit: One black bear per special permit season. A bear taken during the permit season applies towards the annual two bear bag limit.

Mandatory Reporting: Hunters are required to report hunting activity for each special permit awarded in addition to their general season hunting activity report. All successful bear hunters must validate (notch) their bear tag, notify the department within 72 hours of kill (excluding legal state holidays) by calling 844-992-7266 to provide the hunter's name, date and GMU of kill, and sex of animal. The raw pelt, with evidence of sex, and skull must be presented to an authorized department employee within 5 days of kill. All permit hunters must comply with harvest reporting and submission of biological samples. Failure to comply with the submission of biological samples is a misdemeanor pursuant to RCW 77.15.280.

Females with cubs: Hunters should avoid harvesting females with cubs.

Before taking the shot: Please be patient before shooting as cubs are small, often difficult to see, and may lag behind the adult females while traveling. Females may have visible swollen teats and may exhibit certain behaviors such as looking behind or vocalizing.

2021 Spring Black Bear Special Permit Hunts

Effective from April 1, 2021 - Hunt area closure date, both dates inclusive

Hunt Choice	Hunt Name	Hunt Area	2020 Hunt Dates	Permits	2020 Apps
7000	Sherman	GMU 101*	April 15 – June 15	50	1370
7001	Kelly Hill	GMU 105*	April 15 – June 15	50	898
7002	Douglas	GMU 108*	April 15 – June 15	40	508
7003	Aladdin	GMU 111*	April 15 – June 15	50	679
7004	49 Degrees North	GMU 117*	April 15 – June 15	100	1199
7005	Huckleberry	GMU 121	April 15 – June 15	100	1350
7006	Blue Creek	GMU 154	April 15 – June 15	18	617
7007	Dayton	GMU 162	April 15 – June 15	18	1059
7008	Tucannon	GMU 166	April 15 – June 15	5	892
7009	Wenaha	GMU 169	April 15 – June 15	60	1135
7010	Mt. View	GMU 172	April 15 – June 15	24	550
7011	Lick Creek	GMU 175	April 15 – June 15	18	453
7012	Peola	GMU 178	April 15 – June 15	5	65
7013	Couse	GMU 181	April 15 – June 15	5	77
7014	Grande Ronde	GMU 186	April 15 – June 15	5	109
7015	Kitsap	GMU 627	April 15 – June 15	5	240
7016	Mason	GMU 633	April 15 – June 15	5	276
7017	Bear River	GMU 681	April 15 – June 15	20	411
7018	Long Beach	GMU 684**	April 15 – June 15	10	202
7019	North Skagit	That portion of GMU 418* designated as the hunt area by DNR, Sierra Pacific, and Grandy Lake Timber Company.	April 15 – June 15	30	870
7020	Copalis	GMU 642, 638, and 648 (excluding U.S. Forest Service lands).	April 15 – June 15	50	515

Hunt Notes

* Mandatory bear identification test required.

** Private lands; access is limited. If you cannot secure access to private lands, do not apply for these hunts.

General information and bear harvest statistics for specific GMUs can be found in [WDFW's Hunting Prospects](#).

PRIVATE LANDS ACCESS PROGRAM




Washington
Department of
**FISH and
WILDLIFE**



Hunt by Written Permission – This includes private lands where a landowner or organization voluntarily open their land to public hunting on a contact-for-permission basis. Hunt by Written Permission requires the hunter to contact the Landowner and meet in person to obtain written permission to hunt that property. Written permission is validated by the possession of a written slip, provided to the hunter by the landowner. The Department provides these slips to the landowner at no cost. The Hunt by Written Permission program allows for the greatest flexibility for landowners and is our most widely used access program.



Hunt by Reservation – This component of the private lands program launched in 2013. It is attractive to many landowners and organizations because it allows access to specific reservation and hunter information via a landowner portal. The Hunt by Reservation program is managed through an online registration system where hunters create an account in order to reserve available properties. The Hunt by Reservation program allows landowners to manage hunting on their lands, without direct contact with hunters.



Feel Free to Hunt – This includes private lands where the Department has a management agreement with the landowner or organization to provide public access for hunting with minimal restrictions. This type of agreement provides the most open and unrestricted type of access for the public. Many Feel Free to Hunt properties house a wide variety of small game and big game species and provide ample hunting opportunity.



Register to Hunt – This includes private lands where the Department has a management agreement with the landowner or organization to regulate hunting access by on-site registration. Hunters are required to sign in using a registration slip found near the designated parking area. Parking is usually limited for these properties, to limit the number of hunters.